

Pr₁₆Mo₂₁O₅₆

Patrick Gougeon* and Philippe Gall

Sciences Chimiques de Rennes, UMR CNRS No. 6226, Université de Rennes 1 –
 INSA Rennes, Avenue du Général Leclerc, 35042 Rennes CEDEX, France
 Correspondence e-mail: patrick.gougeon@univ-rennes1.fr

Received 12 April 2011; accepted 26 April 2011

Key indicators: single-crystal X-ray study; $T = 293$ K; mean $\sigma(\text{Pr}-\text{O}) = 0.002$ Å;
 R factor = 0.025; wR factor = 0.049; data-to-parameter ratio = 43.5.

The structure of hexadecapraseodymium hencicosamolybdenum hexapentacontaoxide, Pr₁₆Mo₂₁O₅₆, is isotypic with other rare earth representatives of formula type RE₁₆Mo₂₁O₅₆ (RE = La, Ce, Nd). It is characterized by Mo₁₀O₁₈^{*i*}O₈^{*a*} units (where *i* = inner and *a* = apical O atoms) containing bioctahedral Mo₁₀ clusters and octahedral MoO₆ units that share some of their O atoms to form the Mo–O framework. The two independent Mo₁₀ cluster units are centred at Wyckoff positions 2*b* and 2*c* and have point-group symmetry $\bar{1}$. The Mo atom of the MoO₆ unit is likewise situated at an inversion centre (2*d*). The eight crystallographically different Pr³⁺ cations occupy irregular voids in the framework with coordination numbers to the O atoms varying between 8 and 11.

Related literature

For previous reports on the crystal structures of RE₁₆Mo₂₁O₅₆ compounds, see: Gall & Gougeon (1993) for RE = Ce; Gall & Gougeon (1998) for RE = Nd; Gall *et al.* (1999) for RE = La. For details of the *i*- and *a*-type ligand notation, see: Schäfer & von Schnering (1964).

Experimental

Crystal data

Pr ₁₆ Mo ₂₁ O ₅₆	$V = 2357.9$ (8) Å ³
$M_r = 5165.30$	$Z = 2$
Monoclinic, $P2_1/c$	Mo $K\alpha$ radiation
$a = 13.427$ (3) Å	$\mu = 21.65$ mm ⁻¹
$b = 13.3935$ (16) Å	$T = 293$ K
$c = 13.318$ (3) Å	$0.10 \times 0.07 \times 0.03$ mm
$\beta = 100.102$ (13)°	

Data collection

Nonius KappaCCD diffractometer	97514 measured reflections
Absorption correction: multi-scan (PLATON; Spek, 2009)	18339 independent reflections
$T_{\min} = 0.060$, $T_{\max} = 0.216$	15545 reflections with $I > 2\sigma(I)$
	$R_{\text{int}} = 0.040$

Refinement

$R[F^2 > 2\sigma(F^2)] = 0.025$	422 parameters
$wR(F^2) = 0.049$	$\Delta\rho_{\text{max}} = 2.19$ e Å ⁻³
$S = 1.13$	$\Delta\rho_{\text{min}} = -2.34$ e Å ⁻³
18339 reflections	

Table 1

Selected bond lengths (Å).

Pr1—O28 ⁱ	2.320 (2)	Pr8—O4 ⁱⁱ	3.235 (2)
Pr1—O22	2.358 (2)	Pr8—O1	3.360 (2)
Pr1—O3	2.489 (2)	Mo1—O1	1.939 (2)
Pr1—O2	2.497 (2)	Mo1—O4	2.004 (2)
Pr1—O6 ⁱⁱ	2.599 (2)	Mo1—O3	2.009 (2)
Pr1—O10	2.628 (2)	Mo1—O2	2.046 (2)
Pr1—O4 ⁱⁱ	2.695 (2)	Mo1—O5	2.175 (2)
Pr1—O9 ⁱⁱ	2.897 (2)	Mo1—Mo2	2.6435 (5)
Pr1—O17	3.012 (2)	Mo1—Mo4	2.7048 (6)
Pr1—O19	3.212 (2)	Mo1—Mo5	2.7050 (4)
Pr2—O13 ⁱⁱⁱ	2.313 (2)	Mo1—Mo3	2.8049 (7)
Pr2—O26	2.382 (2)	Mo2—O7	1.973 (2)
Pr2—O28 ⁱ	2.392 (2)	Mo2—O8	1.979 (2)
Pr2—O16 ⁱⁱⁱ	2.461 (2)	Mo2—O4	2.008 (2)
Pr2—O15 ⁱⁱⁱ	2.513 (2)	Mo2—O6	2.019 (2)
Pr2—O23 ⁱⁱⁱ	2.6186 (19)	Mo2—O9	2.159 (2)
Pr2—O14	2.675 (2)	Mo2—Mo5 ^{iv}	2.7076 (5)
Pr2—O19	2.739 (2)	Mo2—Mo3	2.7191 (4)
Pr2—O1 ⁱⁱ	2.914 (2)	Mo2—Mo4	2.7525 (5)
Pr3—O5 ⁱⁱ	2.378 (2)	Mo3—O12	2.032 (2)
Pr3—O28 ⁱ	2.396 (2)	Mo3—O2	2.0508 (19)
Pr3—O6 ^{iv}	2.428 (2)	Mo3—O7	2.077 (2)
Pr3—O19 ⁱ	2.497 (2)	Mo3—O10	2.095 (2)
Pr3—O21 ⁱ	2.499 (2)	Mo3—O11	2.0981 (19)
Pr3—O10	2.835 (2)	Mo3—Mo4 ^{iv}	2.6477 (4)
Pr3—O1 ⁱⁱ	2.836 (2)	Mo3—Mo5	2.7423 (5)
Pr3—O8 ^{iv}	2.854 (2)	Mo3—Mo5 ^{iv}	2.7819 (6)
Pr3—O22 ⁱ	3.166 (2)	Mo4—O13	1.963 (2)
Pr3—O23 ⁱⁱⁱ	3.225 (2)	Mo4—O1	2.083 (2)
Pr3—O4 ⁱⁱ	3.253 (2)	Mo4—O11 ^{iv}	2.088 (2)
Pr4—O18	2.360 (2)	Mo4—O6	2.088 (2)
Pr4—O26 ⁱ	2.3740 (19)	Mo4—O10 ^{iv}	2.0982 (19)
Pr4—O13 ^{iv}	2.399 (2)	Mo4—Mo3 ^{iv}	2.6477 (4)
Pr4—O12	2.437 (2)	Mo4—Mo5 ^{iv}	2.7530 (6)
Pr4—O28 ⁱ	2.563 (2)	Mo4—Mo5	2.7756 (4)
Pr4—O25 ⁱⁱⁱ	2.723 (2)	Mo5—O8 ^{iv}	2.018 (2)
Pr4—O18 ^v	2.854 (2)	Mo5—O11 ^{iv}	2.045 (2)
Pr4—O23 ⁱⁱⁱ	3.051 (2)	Mo5—O3	2.0506 (19)
Pr4—O14	3.235 (2)	Mo5—O10	2.061 (2)
Pr4—O17	3.411 (2)	Mo5—Mo2 ^{iv}	2.7076 (5)
Pr4—O10	3.439 (2)	Mo5—Mo4 ^{iv}	2.7530 (6)
Pr5—O8 ⁱⁱ	2.293 (2)	Mo5—Mo3 ^{iv}	2.7819 (6)
Pr5—O27 ^{vi}	2.293 (2)	Mo5—Mo5 ^{iv}	2.8260 (6)
Pr5—O20 ^{vii}	2.364 (2)	Mo6—O14	1.955 (2)
Pr5—O2 ^{vii}	2.372 (2)	Mo6—O17	1.987 (2)
Pr5—O22 ^{vii}	2.572 (2)	Mo6—O15	2.016 (2)
Pr5—O5 ^{vii}	2.629 (2)	Mo6—O16	2.025 (2)
Pr5—O9 ⁱⁱ	2.841 (2)	Mo6—O18	2.143 (2)
Pr5—O4 ^{vii}	3.005 (2)	Mo6—Mo7	2.6087 (6)
Pr5—O17 ^{vii}	3.128 (2)	Mo6—Mo9	2.7077 (4)
Pr6—O25 ⁱⁱⁱ	2.226 (2)	Mo6—Mo10 ^{xiii}	2.7396 (6)
Pr6—O11 ^{iv}	2.367 (2)	Mo6—Mo8	2.7987 (5)
Pr6—O16 ^{viii}	2.3794 (19)	Mo7—O17	1.980 (2)
Pr6—O12 ^{iv}	2.485 (2)	Mo7—O20	1.991 (2)
Pr6—O18 ^{viii}	2.602 (2)	Mo7—O19	1.991 (2)
Pr6—O14 ^{viii}	2.752 (2)	Mo7—O21	2.0146 (19)
Pr6—O27 ^{ix}	2.753 (2)	Mo7—O22	2.133 (2)
Pr6—O13	2.797 (2)	Mo7—Mo10	2.7151 (6)
Pr7—O12	2.331 (2)	Mo7—Mo9	2.7257 (5)
Pr7—O26 ^x	2.352 (2)	Mo7—Mo8	2.7514 (4)
Pr7—O15	2.442 (2)	Mo8—O25	2.025 (2)
Pr7—O25 ^{xi}	2.465 (2)	Mo8—O15	2.0509 (19)
Pr7—O27 ⁱ	2.474 (2)	Mo8—O20	2.075 (2)
Pr7—O24 ^{xi}	2.598 (2)	Mo8—O24	2.0843 (19)
Pr7—O18	2.675 (2)	Mo8—O23	2.088 (2)
Pr7—O17	2.810 (2)	Mo8—Mo9 ^{xii}	2.6006 (6)
Pr7—O7	3.128 (2)	Mo8—Mo10 ^{xiii}	2.7556 (5)
Pr8—O27 ^{ix}	2.309 (2)	Mo8—Mo10	2.7648 (4)
Pr8—O21 ^{vii}	2.384 (2)	Mo9—O26	1.955 (2)
Pr8—O9 ⁱⁱ	2.389 (2)	Mo9—O19	2.064 (2)
Pr8—O3	2.442 (2)	Mo9—O14	2.084 (2)
Pr8—O7 ⁱⁱ	2.509 (2)	Mo9—O23 ^{xiii}	2.0935 (19)
Pr8—O20 ^{vii}	2.700 (2)	Mo9—O24 ^{xiii}	2.105 (2)
Pr8—O24 ^{vii}	2.708 (2)	Mo9—Mo8 ^{xii}	2.6006 (6)
		Mo9—Mo10	2.7168 (5)

Mo9—Mo10 ^{xii}	2.7422 (4)	Mo10—Mo10 ^{xii}	2.8525 (7)
Mo10—O16 ^{xii}	2.0182 (19)	Mo11—O5 ^{vii}	2.024 (2)
Mo10—O21	2.062 (2)	Mo11—O5	2.024 (2)
Mo10—O23 ^{xii}	2.066 (2)	Mo11—O9 ^{xiii}	2.027 (2)
Mo10—O24	2.086 (2)	Mo11—O9 ⁱⁱ	2.027 (2)
Mo10—Mo6 ^{xii}	2.7396 (6)	Mo11—O22	2.048 (2)
Mo10—Mo9 ^{xii}	2.7422 (4)	Mo11—O22 ^{vii}	2.048 (2)
Mo10—Mo8 ^{xii}	2.7556 (5)		

Symmetry codes: (i) $x, -y + \frac{1}{2}, z - \frac{1}{2}$; (ii) $-x + 1, y + \frac{1}{2}, -z + \frac{1}{2}$; (iii) $-x, y + \frac{1}{2}, -z + \frac{1}{2}$; (iv) $-x + 1, -y, -z$; (v) $-x, -y, -z$; (vi) $-x + 1, y - \frac{1}{2}, -z + \frac{3}{2}$; (vii) $-x + 1, -y, -z + 1$; (viii) $x + 1, y, z$; (ix) $-x + 1, -y + 1, -z + 1$; (x) $-x, y - \frac{1}{2}, -z + \frac{1}{2}$; (xi) $x, -y - \frac{1}{2}, z - \frac{1}{2}$; (xii) $-x, -y, -z + 1$; (xiii) $x, -y - \frac{1}{2}, z + \frac{1}{2}$.

Data collection: *COLLECT* (Nonius, 1998); cell refinement: *COLLECT*; data reduction: *EVALCCD* (Duisenberg *et al.*, 2003); program(s) used to solve structure: *SIR97* (Altomare *et al.*, 1999); program(s) used to refine structure: *SHELXL97* (Sheldrick, 2008); molecular graphics: *DIAMOND* (Bergerhoff, 1996); software used to prepare material for publication: *SHELXL97*.

Intensity data were collected on the Nonius KappaCCD X-ray diffractometer system of the Centre de diffractométrie de l'Université de Rennes I (www.cdifx.univ-rennes1.fr).

Supplementary data and figures for this paper are available from the IUCr electronic archives (Reference: WM2479).

References

- Altomare, A., Burla, M. C., Camalli, M., Cascarano, G. L., Giacovazzo, C., Guagliardi, A., Moliterni, A. G. G., Polidori, G. & Spagna, R. (1999). *J. Appl. Cryst.* **32**, 115–119.
- Bergerhoff, G. (1996). *DIAMOND*. University of Bonn, Germany.
- Duisenberg, A. J. M., Kroon-Batenburg, L. M. J. & Schreurs, A. M. M. (2003). *J. Appl. Cryst.* **36**, 220–229.
- Gall, P., Gautier, R., Halet, J. F. & Gougeon, P. (1999). *Inorg. Chem.* **38**, 4455–4461.
- Gall, P. & Gougeon, P. (1993). *Acta Cryst.* **C49**, 659–663.
- Gall, P. & Gougeon, P. (1998). *Z. Kristallogr. New Cryst. Struct.* **213**, 1–2.
- Nonius (1998). *COLLECT*. Nonius BV, Delft, The Netherlands.
- Schäfer, H. & von Schnering, H. G. (1964). *Angew. Chem.* **76**, 833–845.
- Sheldrick, G. M. (2008). *Acta Cryst.* **A64**, 112–122.
- Spek, A. L. (2009). *Acta Cryst.* **D65**, 148–155.

supporting information

Acta Cryst. (2011). E67, i34–i35 [doi:10.1107/S1600536811015649]

Pr₁₆Mo₂₁O₅₆**Patrick Gougeon and Philippe Gall****S1. Comment**

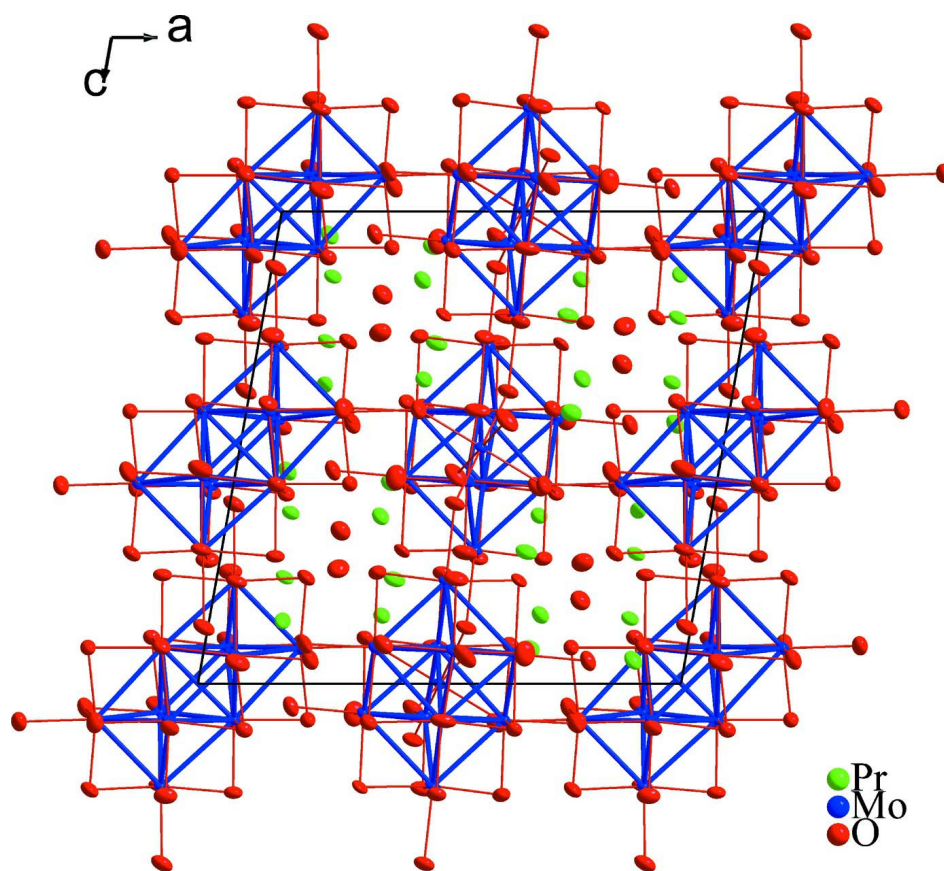
Pr₁₆Mo₂₁O₅₆ is isotopic with the Ce₁₆Mo₂₁O₅₆ (Gall & Gougeon, 1993) structure type that has been described in the early 1990s. Subsequently, we also reported the crystal structures of the Nd (Gall & Gougeon, 1998) and La (Gall *et al.*, 1999) members of this formula type. The crystal structure is based on Mo₁₀O₁₈ⁱO₈^a cluster units sharing two or four apical O^a atoms with adjacent MoO₆ octahedra (Figs. 1 and 2). For details of the *i*- and *a*-type ligand notation, see: Schäfer & von Schnering (1964). The Mo core of the two crystallographically independent Mo₁₀O₁₈ⁱO₈^a units results from metal edge-sharing of two Mo₆ octahedra. The Mo₁₀(I) cluster formed by the Mo1, Mo2, Mo3, Mo4 and Mo5 atoms are centred on *2b* position and the Mo₁₀(II) cluster formed by the Mo6, Mo7, Mo8, Mo9 and Mo10 atoms on *2c* position, while the single Mo11 atoms occupy the inversion centres located at the center of four of the six faces (*2d* position) of the unit-cell. Figure 2 shows the interunit linkage through the apical oxygen atoms between the Mo₁₀(II) clusters and single Mo atoms within the slabs parallel to the *bc* plane. One can notice that the Mo₁₀(II) clusters are linked to four single Mo atoms, whereas the Mo₁₀(I) ones are only linked to two Mo atoms through oxygen atoms. Consequently, the connectivity formula for the Mo₁₀O₁₈ⁱO₈^a and MoO₆ units can be described as follows: MoO_{6/2}Mo₁₀O₁₈ⁱO₄^aO_{4/2}^a-*a*- Mo₁₀O₁₈ⁱO₆^aO_{2/2}^a-*a*. In the Mo₁₀O₁₈ⁱO₈^a cluster units present in Pr₁₆Mo₂₁O₅₆, the Mo—Mo distances range between 2.6435 (5) and 2.8260 (6) Å and between 2.6087 (6) and 2.8525 (7) Å in the Mo₁₀ clusters I and II, respectively. With the exception of Mo5 and Mo10, which are shared by both octahedra forming the Mo₁₀ clusters and are surrounded by four O atoms, all the other Mo atoms are bonded to five O atoms in an approximately square-pyramidal environment (Figs. 3, 4). The Mo—O distances lie between 1.955 (2) and 2.143 (2) Å in cluster I and between 1.939 (2) and 2.175 (2) Å in cluster II. The single Mo atoms are surrounded by six O atoms forming a slightly tetragonally distorted octahedron with four oxygen atoms [2× O5 and 2× O9] at 2.024 (2) and 2.027 (2) Å and two O22 atoms at 2.048 (2) Å. All the eight different Pr³⁺ ions are in general positions and occupy irregularly O-coordinated sites inbetween the Mo₁₀O₁₈ⁱO₈^a units. The coordination numbers of the Pr³⁺ ions vary from 8 to 11 with Pr—O distances spreading over a wide range [2.226 (2) to 3.439 (2) Å].

S2. Experimental

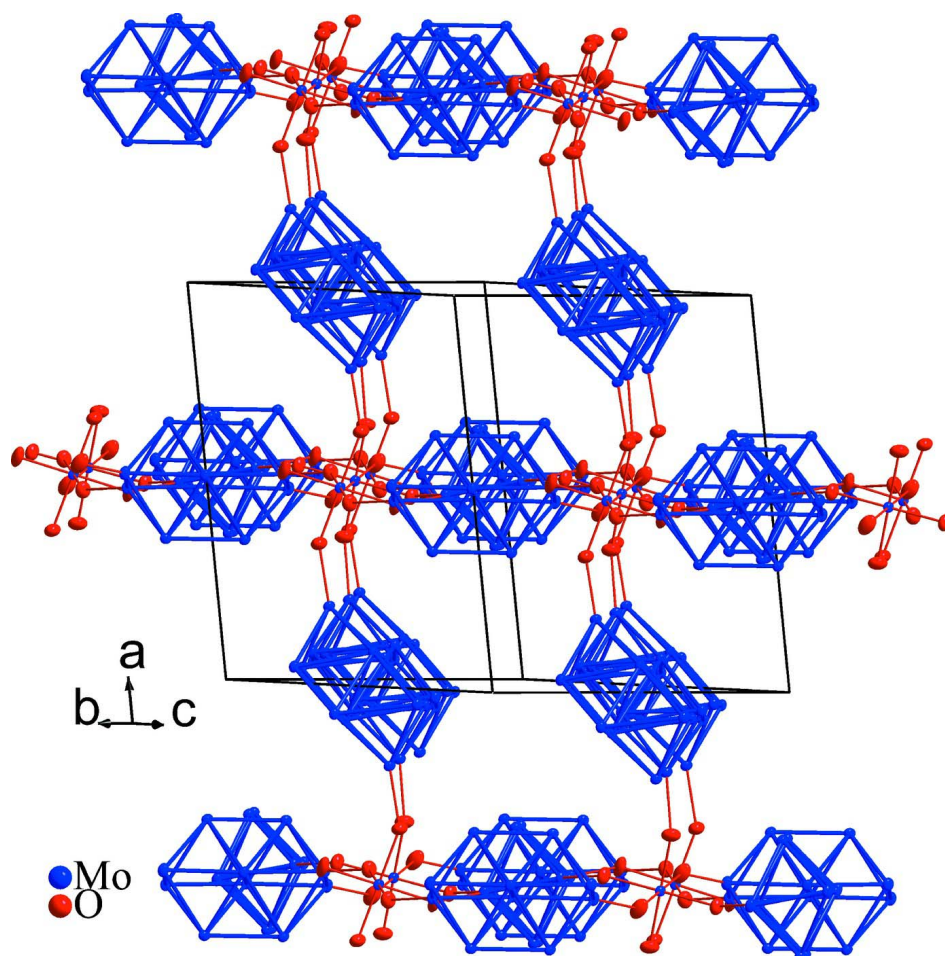
Single crystals of Pr₁₆Mo₂₁O₅₆ were obtained from a mixture of Pr₆O₁₁, MoO₃, and Mo with a nominal composition Pr₂Mo₂O₇. Before use, Mo powder was reduced under H₂ flowing gas at 1273 K during ten hours in order to eliminate any trace of oxygen. The initial mixture (ca 4 g) was cold pressed and loaded into a molybdenum crucible, which was sealed under a low argon pressure using an arc welding system. The charge was heated at the rate of 300 K/h up to 2000 K, the temperature which was held for 18 hours, then cooled at 100 K/h down to 1373 K and finally furnace cooled.

S3. Refinement

The highest peak and the deepest hole are located 0.636 Å and 0.70 Å from Pr1 and Pr2, respectively.

**Figure 1**

Projection of the crystal structure of $\text{Pr}_{16}\text{Mo}_{21}\text{O}_{56}$ on the ac plane. Displacement ellipsoids are drawn at the 97% probability level.

**Figure 2**

The interunit linkage through the apical oxygen atoms between the Mo₁₀ clusters and single Mo atoms.

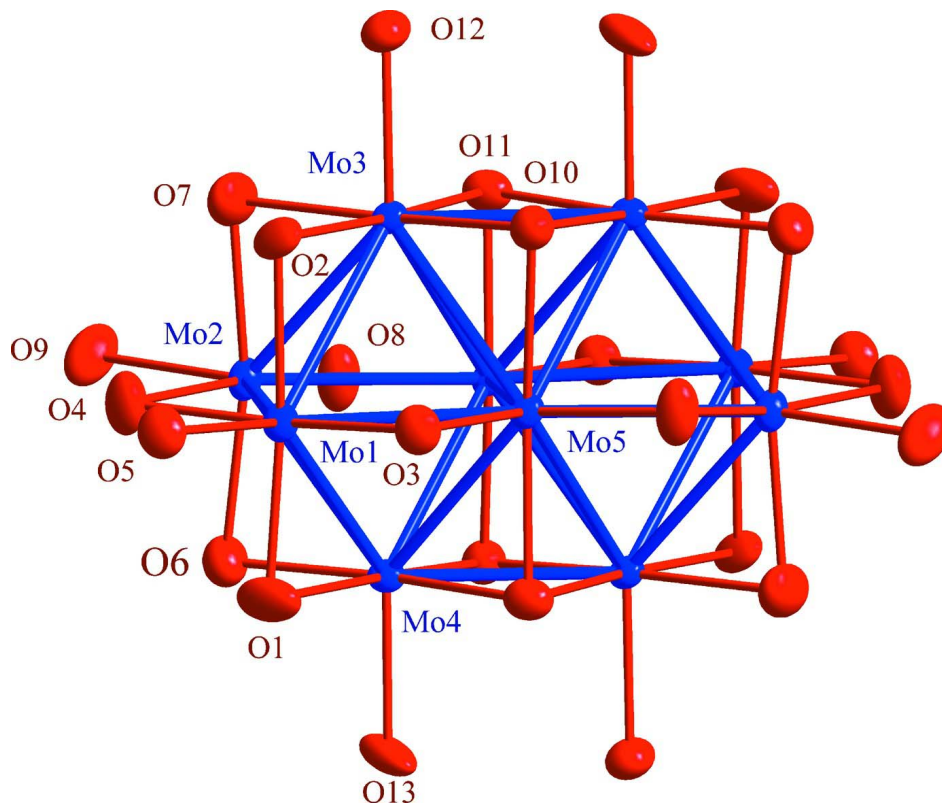
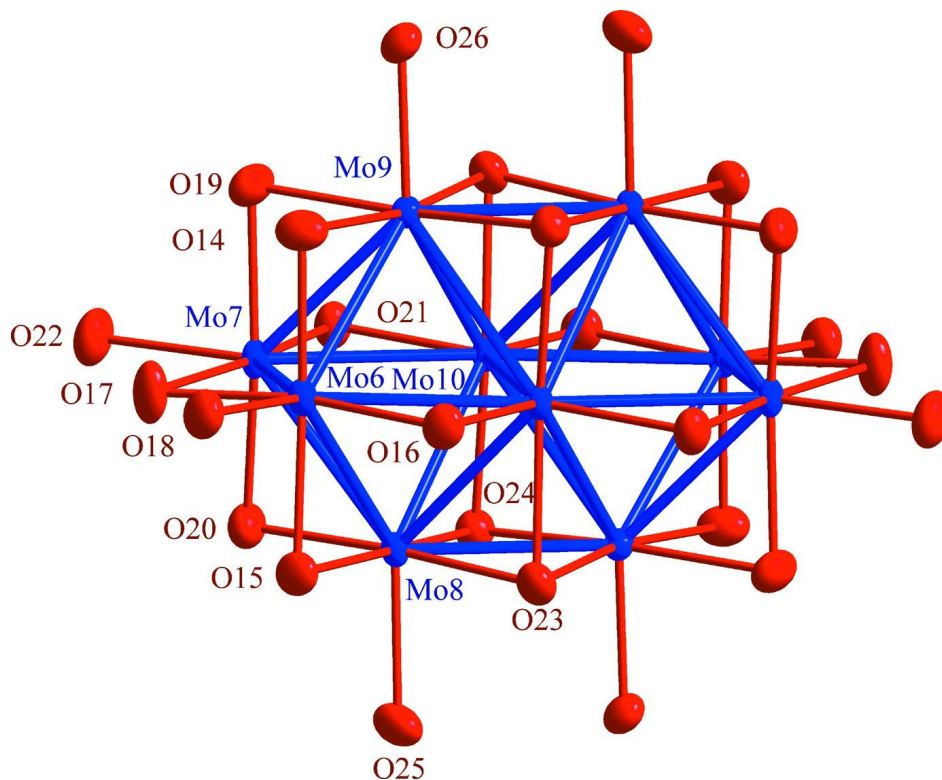


Figure 3

Plot showing the atom-numbering scheme of the Mo₁₀O₁₈ⁱO₈^{<a/i>a} unit (Mo₁₀(I)). Displacement ellipsoids are drawn at the 97% probability level.

**Figure 4**

Plot showing the atom-numbering scheme of the $\text{Mo}_{10}\text{O}_{18}$ unit ($\text{Mo}_{10}(\text{II})$). Displacement ellipsoids are drawn at the 97% probability level.

hexadecapraseodymium hencosamolybdenum hexapentacontaoxide

Crystal data

$\text{Pr}_{16}\text{Mo}_{21}\text{O}_{56}$

$M_r = 5165.30$

Monoclinic, $P2_1/c$

Hall symbol: $-P\ 2ybc$

$a = 13.427\ (3)\ \text{\AA}$

$b = 13.3935\ (16)\ \text{\AA}$

$c = 13.318\ (3)\ \text{\AA}$

$\beta = 100.102\ (13)^\circ$

$V = 2357.9\ (8)\ \text{\AA}^3$

$Z = 2$

$F(000) = 4548$

$D_x = 7.275\ \text{Mg m}^{-3}$

Mo $K\alpha$ radiation, $\lambda = 0.71073\ \text{\AA}$

Cell parameters from 96298 reflections

$\theta = 3.5\text{--}44.0^\circ$

$\mu = 21.65\ \text{mm}^{-1}$

$T = 293\ \text{K}$

Irregular block, black

$0.10 \times 0.07 \times 0.03\ \text{mm}$

Data collection

Nonius KappaCCD

diffractometer

Radiation source: fine-focus sealed tube

Graphite monochromator

φ scans ($\kappa = 0$) + additional ω scans

Absorption correction: multi-scan

(*PLATON*; Spek, 2009)

$T_{\min} = 0.060$, $T_{\max} = 0.216$

97514 measured reflections

18339 independent reflections

15545 reflections with $I > 2\sigma(I)$

$R_{\text{int}} = 0.040$

$\theta_{\max} = 44.0^\circ$, $\theta_{\min} = 3.5^\circ$

$h = -21 \rightarrow 26$

$k = -26 \rightarrow 24$

$l = -26 \rightarrow 19$

Refinement

Refinement on F^2
 Least-squares matrix: full
 $R[F^2 > 2\sigma(F^2)] = 0.025$
 $wR(F^2) = 0.049$
 $S = 1.13$
 18339 reflections
 422 parameters
 0 restraints
 Primary atom site location: structure-invariant
 direct methods

Secondary atom site location: difference Fourier
 map
 $w = 1/[\sigma^2(F_o^2) + (0.0113P)^2 + 11.0419P]$
 where $P = (F_o^2 + 2F_c^2)/3$
 $(\Delta/\sigma)_{\max} = 0.003$
 $\Delta\rho_{\max} = 2.19 \text{ e } \text{Å}^{-3}$
 $\Delta\rho_{\min} = -2.34 \text{ e } \text{Å}^{-3}$
 Extinction correction: *SHELXL97* (Sheldrick,
 2008), $F_c^* = kFc[1 + 0.001xFc^2\lambda^3/\sin(2\theta)]^{-1/4}$
 Extinction coefficient: 0.001364 (15)

Special details

Geometry. All esds (except the esd in the dihedral angle between two l.s. planes) are estimated using the full covariance matrix. The cell esds are taken into account individually in the estimation of esds in distances, angles and torsion angles; correlations between esds in cell parameters are only used when they are defined by crystal symmetry. An approximate (isotropic) treatment of cell esds is used for estimating esds involving l.s. planes.

Refinement. Refinement of F^2 against ALL reflections. The weighted R-factor wR and goodness of fit S are based on F^2 , conventional R-factors R are based on F , with F set to zero for negative F^2 . The threshold expression of $F^2 > 2\sigma(F^2)$ is used only for calculating R-factors(gt) etc. and is not relevant to the choice of reflections for refinement. R-factors based on F^2 are statistically about twice as large as those based on F , and R-factors based on ALL data will be even larger.

Fractional atomic coordinates and isotropic or equivalent isotropic displacement parameters (Å^2)

	<i>x</i>	<i>y</i>	<i>z</i>	$U_{\text{iso}}^*/U_{\text{eq}}$
Pr1	0.368587 (12)	0.120261 (11)	0.278756 (11)	0.00606 (2)
Pr2	0.141006 (11)	0.302761 (11)	0.274727 (10)	0.00475 (2)
Pr3	0.326661 (12)	0.309727 (11)	0.073640 (11)	0.00650 (2)
Pr4	0.107285 (12)	0.110561 (11)	0.049623 (11)	0.00605 (2)
Pr5	0.644480 (11)	0.164018 (11)	0.644218 (10)	0.00498 (2)
Pr6	0.847572 (11)	0.096160 (12)	0.133086 (11)	0.00657 (2)
Pr7	0.129504 (11)	-0.167711 (11)	0.137964 (10)	0.00478 (2)
Pr8	0.683495 (11)	0.126717 (11)	0.354490 (11)	0.00589 (2)
Mo1	0.523977 (17)	-0.076331 (16)	0.216424 (15)	0.00341 (3)
Mo2	0.482272 (17)	-0.210959 (16)	0.069929 (16)	0.00369 (3)
Mo3	0.353802 (16)	-0.053160 (16)	0.062708 (15)	0.00313 (3)
Mo4	0.647517 (16)	-0.087908 (16)	0.076793 (15)	0.00332 (3)
Mo5	0.516970 (16)	0.072571 (16)	0.078141 (15)	0.00293 (3)
Mo6	0.038623 (17)	-0.005493 (16)	0.282727 (15)	0.00332 (3)
Mo7	0.198702 (16)	0.008403 (16)	0.424741 (16)	0.00342 (3)
Mo8	0.067857 (16)	-0.146721 (16)	0.440040 (15)	0.00309 (3)
Mo9	0.046379 (17)	0.143583 (16)	0.421214 (15)	0.00306 (3)
Mo10	0.087885 (16)	0.010377 (16)	0.576784 (15)	0.00292 (3)
Mo11	0.5000	0.0000	0.5000	0.00293 (4)
O1	0.66926 (16)	-0.09527 (17)	0.23536 (15)	0.0077 (3)
O2	0.37338 (15)	-0.05606 (16)	0.21890 (14)	0.0057 (3)
O3	0.53464 (15)	0.07242 (15)	0.23423 (14)	0.0051 (3)
O4	0.50407 (17)	-0.22434 (15)	0.22242 (15)	0.0071 (3)
O5	0.53471 (16)	-0.07903 (15)	0.38128 (14)	0.0060 (3)
O6	0.63101 (16)	-0.24270 (15)	0.08297 (15)	0.0063 (3)

O7	0.33446 (17)	-0.20703 (15)	0.06372 (16)	0.0077 (3)
O8	0.47829 (17)	-0.22315 (15)	-0.07884 (14)	0.0067 (3)
O9	0.45758 (17)	-0.37016 (15)	0.05837 (16)	0.0078 (3)
O10	0.36696 (15)	0.10183 (15)	0.08203 (14)	0.0051 (3)
O11	0.32871 (15)	-0.06541 (15)	-0.09680 (14)	0.0051 (3)
O12	0.20085 (15)	-0.04524 (15)	0.04837 (15)	0.0061 (3)
O13	0.79415 (16)	-0.10203 (17)	0.08399 (15)	0.0086 (3)
O14	0.02575 (16)	0.13881 (15)	0.26249 (15)	0.0064 (3)
O15	0.04258 (16)	-0.15598 (15)	0.28392 (14)	0.0054 (3)
O16	-0.11323 (15)	-0.01986 (15)	0.26960 (14)	0.0051 (3)
O17	0.18509 (16)	-0.00990 (16)	0.27544 (15)	0.0072 (3)
O18	0.00836 (16)	-0.00776 (15)	0.11934 (15)	0.0066 (3)
O19	0.19877 (15)	0.15686 (15)	0.41721 (15)	0.0060 (3)
O20	0.22338 (16)	-0.13688 (15)	0.44890 (15)	0.0060 (3)
O21	0.24076 (15)	0.02508 (15)	0.57660 (14)	0.0050 (3)
O22	0.35634 (16)	0.01724 (16)	0.41968 (15)	0.0068 (3)
O23	-0.08880 (15)	-0.16463 (15)	0.42132 (14)	0.0052 (3)
O24	0.11258 (15)	-0.14253 (15)	0.59797 (14)	0.0048 (3)
O25	0.07419 (17)	-0.29717 (15)	0.45501 (15)	0.0071 (3)
O26	0.04233 (15)	0.28883 (15)	0.40629 (14)	0.0051 (3)
O27	0.24825 (17)	0.77237 (16)	0.75659 (15)	0.0077 (3)
O28	0.23897 (16)	0.29374 (16)	0.67630 (15)	0.0072 (3)

Atomic displacement parameters (Å²)

	U^{11}	U^{22}	U^{33}	U^{12}	U^{13}	U^{23}
Pr1	0.00832 (6)	0.00590 (5)	0.00427 (4)	0.00187 (4)	0.00198 (4)	0.00071 (4)
Pr2	0.00594 (5)	0.00528 (5)	0.00344 (4)	0.00063 (4)	0.00193 (4)	-0.00011 (4)
Pr3	0.00778 (5)	0.00660 (5)	0.00530 (5)	-0.00091 (4)	0.00161 (4)	0.00035 (4)
Pr4	0.00620 (5)	0.00635 (5)	0.00614 (5)	0.00004 (4)	0.00258 (4)	0.00140 (4)
Pr5	0.00504 (5)	0.00558 (5)	0.00447 (4)	-0.00028 (4)	0.00125 (4)	-0.00010 (4)
Pr6	0.00451 (5)	0.01048 (6)	0.00472 (5)	-0.00097 (4)	0.00085 (4)	0.00316 (4)
Pr7	0.00554 (5)	0.00556 (5)	0.00349 (4)	-0.00040 (4)	0.00146 (4)	0.00016 (4)
Pr8	0.00541 (5)	0.00732 (5)	0.00531 (5)	0.00055 (4)	0.00198 (4)	0.00138 (4)
Mo1	0.00429 (7)	0.00431 (7)	0.00188 (6)	0.00019 (6)	0.00121 (5)	-0.00003 (6)
Mo2	0.00500 (8)	0.00326 (7)	0.00312 (7)	-0.00003 (6)	0.00159 (6)	-0.00004 (6)
Mo3	0.00299 (7)	0.00406 (7)	0.00254 (6)	-0.00017 (6)	0.00101 (5)	0.00002 (6)
Mo4	0.00302 (7)	0.00462 (7)	0.00251 (6)	0.00034 (6)	0.00098 (5)	0.00004 (6)
Mo5	0.00336 (7)	0.00351 (7)	0.00215 (6)	-0.00021 (6)	0.00109 (5)	-0.00029 (5)
Mo6	0.00389 (7)	0.00417 (7)	0.00209 (6)	0.00009 (6)	0.00109 (5)	-0.00002 (5)
Mo7	0.00290 (7)	0.00462 (7)	0.00300 (7)	0.00007 (6)	0.00123 (5)	0.00014 (6)
Mo8	0.00370 (7)	0.00354 (7)	0.00227 (6)	0.00027 (6)	0.00121 (5)	0.00008 (5)
Mo9	0.00366 (7)	0.00310 (7)	0.00260 (6)	-0.00003 (6)	0.00107 (5)	0.00022 (5)
Mo10	0.00317 (7)	0.00366 (7)	0.00212 (6)	0.00003 (6)	0.00098 (5)	0.00005 (5)
Mo11	0.00315 (10)	0.00371 (10)	0.00208 (9)	-0.00019 (8)	0.00090 (8)	-0.00004 (8)
O1	0.0054 (7)	0.0140 (9)	0.0035 (6)	0.0009 (6)	0.0002 (5)	-0.0003 (6)
O2	0.0048 (7)	0.0096 (8)	0.0032 (6)	-0.0007 (6)	0.0022 (5)	0.0009 (6)
O3	0.0067 (7)	0.0055 (7)	0.0033 (6)	0.0001 (6)	0.0011 (5)	-0.0011 (5)

O4	0.0109 (8)	0.0066 (7)	0.0040 (6)	0.0001 (6)	0.0020 (6)	0.0010 (6)
O5	0.0077 (8)	0.0071 (7)	0.0036 (6)	0.0008 (6)	0.0021 (5)	-0.0004 (5)
O6	0.0073 (8)	0.0058 (7)	0.0065 (7)	0.0014 (6)	0.0030 (6)	0.0005 (6)
O7	0.0077 (8)	0.0043 (7)	0.0112 (8)	-0.0009 (6)	0.0017 (6)	-0.0003 (6)
O8	0.0120 (8)	0.0049 (7)	0.0034 (6)	-0.0009 (6)	0.0018 (6)	-0.0008 (5)
O9	0.0104 (8)	0.0050 (7)	0.0093 (7)	-0.0005 (6)	0.0060 (6)	-0.0021 (6)
O10	0.0054 (7)	0.0057 (7)	0.0045 (6)	0.0002 (6)	0.0016 (5)	0.0000 (5)
O11	0.0048 (7)	0.0068 (7)	0.0037 (6)	0.0004 (6)	0.0010 (5)	-0.0010 (5)
O12	0.0049 (7)	0.0070 (7)	0.0070 (7)	0.0002 (6)	0.0027 (5)	0.0002 (6)
O13	0.0052 (7)	0.0150 (9)	0.0063 (7)	0.0051 (7)	0.0028 (6)	0.0041 (6)
O14	0.0095 (8)	0.0048 (7)	0.0046 (6)	0.0001 (6)	0.0009 (6)	0.0008 (5)
O15	0.0078 (7)	0.0058 (7)	0.0028 (6)	-0.0004 (6)	0.0016 (5)	-0.0002 (5)
O16	0.0062 (7)	0.0064 (7)	0.0027 (6)	-0.0006 (6)	0.0006 (5)	-0.0002 (5)
O17	0.0060 (7)	0.0117 (8)	0.0043 (6)	-0.0007 (6)	0.0025 (5)	-0.0007 (6)
O18	0.0086 (8)	0.0073 (7)	0.0048 (6)	-0.0005 (6)	0.0032 (6)	0.0002 (6)
O19	0.0051 (7)	0.0054 (7)	0.0075 (7)	-0.0008 (6)	0.0011 (6)	0.0009 (6)
O20	0.0055 (7)	0.0059 (7)	0.0072 (7)	0.0008 (6)	0.0027 (6)	0.0013 (6)
O21	0.0041 (7)	0.0067 (7)	0.0042 (6)	-0.0007 (6)	0.0008 (5)	-0.0006 (5)
O22	0.0045 (7)	0.0096 (8)	0.0065 (7)	-0.0005 (6)	0.0015 (5)	0.0013 (6)
O23	0.0061 (7)	0.0056 (7)	0.0041 (6)	-0.0001 (6)	0.0015 (5)	-0.0010 (5)
O24	0.0053 (7)	0.0050 (7)	0.0041 (6)	0.0003 (5)	0.0011 (5)	0.0006 (5)
O25	0.0111 (8)	0.0053 (7)	0.0056 (7)	0.0012 (6)	0.0031 (6)	-0.0003 (6)
O26	0.0066 (7)	0.0049 (7)	0.0042 (6)	-0.0011 (6)	0.0017 (5)	0.0007 (5)
O27	0.0082 (8)	0.0087 (8)	0.0060 (7)	-0.0007 (6)	0.0004 (6)	0.0017 (6)
O28	0.0072 (8)	0.0080 (8)	0.0066 (7)	0.0000 (6)	0.0022 (6)	-0.0008 (6)

Geometric parameters (Å, °)

Pr1—O28 ⁱ	2.320 (2)	Mo1—Mo4	2.7048 (6)
Pr1—O22	2.358 (2)	Mo1—Mo5	2.7050 (4)
Pr1—O3	2.489 (2)	Mo1—Mo3	2.8049 (7)
Pr1—O2	2.497 (2)	Mo2—O7	1.973 (2)
Pr1—O6 ⁱⁱ	2.599 (2)	Mo2—O8	1.979 (2)
Pr1—O10	2.628 (2)	Mo2—O4	2.008 (2)
Pr1—O4 ⁱⁱ	2.695 (2)	Mo2—O6	2.019 (2)
Pr1—O9 ⁱⁱ	2.897 (2)	Mo2—O9	2.159 (2)
Pr1—O17	3.012 (2)	Mo2—Mo5 ^{iv}	2.7076 (5)
Pr1—O19	3.212 (2)	Mo2—Mo3	2.7191 (4)
Pr2—O13 ⁱⁱ	2.313 (2)	Mo2—Mo4	2.7525 (5)
Pr2—O26	2.382 (2)	Mo3—O12	2.032 (2)
Pr2—O28 ⁱ	2.392 (2)	Mo3—O2	2.0508 (19)
Pr2—O16 ⁱⁱⁱ	2.461 (2)	Mo3—O7	2.077 (2)
Pr2—O15 ⁱⁱⁱ	2.513 (2)	Mo3—O10	2.095 (2)
Pr2—O23 ⁱⁱⁱ	2.6186 (19)	Mo3—O11	2.0981 (19)
Pr2—O14	2.675 (2)	Mo3—Mo4 ^{iv}	2.6477 (4)
Pr2—O19	2.739 (2)	Mo3—Mo5	2.7423 (5)
Pr2—O1 ⁱⁱ	2.914 (2)	Mo3—Mo5 ^{iv}	2.7819 (6)
Pr3—O5 ⁱⁱ	2.378 (2)	Mo4—O13	1.963 (2)

Pr3—O28 ⁱ	2.396 (2)	Mo4—O1	2.083 (2)
Pr3—O6 ^{iv}	2.428 (2)	Mo4—O11 ^{iv}	2.088 (2)
Pr3—O19 ⁱ	2.497 (2)	Mo4—O6	2.088 (2)
Pr3—O21 ⁱ	2.499 (2)	Mo4—O10 ^{iv}	2.0982 (19)
Pr3—O10	2.835 (2)	Mo4—Mo3 ^{iv}	2.6477 (4)
Pr3—O1 ⁱⁱ	2.836 (2)	Mo4—Mo5 ^{iv}	2.7530 (6)
Pr3—O8 ^{iv}	2.854 (2)	Mo4—Mo5	2.7756 (4)
Pr3—O22 ⁱ	3.166 (2)	Mo5—O8 ^{iv}	2.018 (2)
Pr3—O23 ⁱⁱⁱ	3.225 (2)	Mo5—O11 ^{iv}	2.045 (2)
Pr3—O4 ⁱⁱ	3.253 (2)	Mo5—O3	2.0506 (19)
Pr4—O18	2.360 (2)	Mo5—O10	2.061 (2)
Pr4—O26 ⁱ	2.3740 (19)	Mo5—Mo2 ^{iv}	2.7076 (5)
Pr4—O13 ^{iv}	2.399 (2)	Mo5—Mo4 ^{iv}	2.7530 (6)
Pr4—O12	2.437 (2)	Mo5—Mo3 ^{iv}	2.7819 (6)
Pr4—O28 ⁱ	2.563 (2)	Mo5—Mo5 ^{iv}	2.8260 (6)
Pr4—O25 ⁱⁱⁱ	2.723 (2)	Mo6—O14	1.955 (2)
Pr4—O18 ^v	2.854 (2)	Mo6—O17	1.987 (2)
Pr4—O23 ⁱⁱⁱ	3.051 (2)	Mo6—O15	2.016 (2)
Pr4—O14	3.235 (2)	Mo6—O16	2.025 (2)
Pr4—O17	3.411 (2)	Mo6—O18	2.143 (2)
Pr4—O10	3.439 (2)	Mo6—Mo7	2.6087 (6)
Pr5—O8 ⁱⁱ	2.293 (2)	Mo6—Mo9	2.7077 (4)
Pr5—O27 ^{vi}	2.293 (2)	Mo6—Mo10 ^{xii}	2.7396 (6)
Pr5—O20 ^{vii}	2.364 (2)	Mo6—Mo8	2.7987 (5)
Pr5—O2 ^{vii}	2.372 (2)	Mo7—O17	1.980 (2)
Pr5—O22 ^{vii}	2.572 (2)	Mo7—O20	1.991 (2)
Pr5—O5 ^{vii}	2.629 (2)	Mo7—O19	1.991 (2)
Pr5—O9 ⁱⁱ	2.841 (2)	Mo7—O21	2.0146 (19)
Pr5—O4 ^{vii}	3.005 (2)	Mo7—O22	2.133 (2)
Pr5—O17 ^{vii}	3.128 (2)	Mo7—Mo10	2.7151 (6)
Pr6—O25 ⁱⁱ	2.226 (2)	Mo7—Mo9	2.7257 (5)
Pr6—O11 ^{iv}	2.367 (2)	Mo7—Mo8	2.7514 (4)
Pr6—O16 ^{viii}	2.3794 (19)	Mo8—O25	2.025 (2)
Pr6—O12 ^{iv}	2.485 (2)	Mo8—O15	2.0509 (19)
Pr6—O18 ^{viii}	2.602 (2)	Mo8—O20	2.075 (2)
Pr6—O14 ^{viii}	2.752 (2)	Mo8—O24	2.0843 (19)
Pr6—O27 ^{ix}	2.753 (2)	Mo8—O23	2.088 (2)
Pr6—O13	2.797 (2)	Mo8—Mo9 ^{xii}	2.6006 (6)
Pr7—O12	2.331 (2)	Mo8—Mo10 ^{xii}	2.7556 (5)
Pr7—O26 ^x	2.352 (2)	Mo8—Mo10	2.7648 (4)
Pr7—O15	2.442 (2)	Mo9—O26	1.955 (2)
Pr7—O25 ^{xi}	2.465 (2)	Mo9—O19	2.064 (2)
Pr7—O27 ⁱ	2.474 (2)	Mo9—O14	2.084 (2)
Pr7—O24 ^{xi}	2.598 (2)	Mo9—O23 ^{xii}	2.0935 (19)
Pr7—O18	2.675 (2)	Mo9—O24 ^{xii}	2.105 (2)
Pr7—O17	2.810 (2)	Mo9—Mo8 ^{xii}	2.6006 (6)
Pr7—O7	3.128 (2)	Mo9—Mo10	2.7168 (5)
Pr8—O27 ^{ix}	2.309 (2)	Mo9—Mo10 ^{xii}	2.7422 (4)

Pr8—O21 ^{vii}	2.384 (2)	Mo10—O16 ^{xii}	2.0182 (19)
Pr8—O9 ⁱⁱ	2.389 (2)	Mo10—O21	2.062 (2)
Pr8—O3	2.442 (2)	Mo10—O23 ^{xii}	2.066 (2)
Pr8—O7 ⁱⁱ	2.509 (2)	Mo10—O24	2.086 (2)
Pr8—O20 ^{vii}	2.700 (2)	Mo10—Mo6 ^{xii}	2.7396 (6)
Pr8—O24 ^{vii}	2.708 (2)	Mo10—Mo9 ^{xii}	2.7422 (4)
Pr8—O4 ⁱⁱ	3.235 (2)	Mo10—Mo8 ^{xii}	2.7556 (5)
Pr8—O1	3.360 (2)	Mo10—Mo10 ^{xii}	2.8525 (7)
Mo1—O1	1.939 (2)	Mo11—O5 ^{vii}	2.024 (2)
Mo1—O4	2.004 (2)	Mo11—O5	2.024 (2)
Mo1—O3	2.009 (2)	Mo11—O9 ^{xiii}	2.027 (2)
Mo1—O2	2.046 (2)	Mo11—O9 ⁱⁱ	2.027 (2)
Mo1—O5	2.175 (2)	Mo11—O22	2.048 (2)
Mo1—Mo2	2.6435 (5)	Mo11—O22 ^{vii}	2.048 (2)
O28 ⁱ —Pr1—O22	127.49 (7)	O22 ^{vii} —Pr5—O5 ^{vii}	66.29 (6)
O28 ⁱ —Pr1—O3	126.76 (7)	O8 ⁱⁱ —Pr5—O9 ⁱⁱ	63.29 (7)
O22—Pr1—O3	103.26 (7)	O27 ^{vi} —Pr5—O9 ⁱⁱ	143.01 (7)
O28 ⁱ —Pr1—O2	109.90 (7)	O20 ^{vii} —Pr5—O9 ⁱⁱ	76.02 (7)
O22—Pr1—O2	73.14 (7)	O2 ^{vii} —Pr5—O9 ⁱⁱ	122.33 (7)
O3—Pr1—O2	66.81 (6)	O22 ^{vii} —Pr5—O9 ⁱⁱ	63.91 (6)
O28 ⁱ —Pr1—O6 ⁱⁱ	88.52 (7)	O5 ^{vii} —Pr5—O9 ⁱⁱ	61.94 (6)
O22—Pr1—O6 ⁱⁱ	80.86 (7)	O8 ⁱⁱ —Pr5—O4 ^{vii}	62.59 (6)
O3—Pr1—O6 ⁱⁱ	117.38 (6)	O27 ^{vi} —Pr5—O4 ^{vii}	84.51 (7)
O2—Pr1—O6 ⁱⁱ	153.77 (6)	O20 ^{vii} —Pr5—O4 ^{vii}	171.27 (6)
O28 ⁱ —Pr1—O10	65.55 (7)	O2 ^{vii} —Pr5—O4 ^{vii}	62.77 (6)
O22—Pr1—O10	138.50 (7)	O22 ^{vii} —Pr5—O4 ^{vii}	118.99 (6)
O3—Pr1—O10	65.76 (6)	O5 ^{vii} —Pr5—O4 ^{vii}	60.36 (6)
O2—Pr1—O10	65.73 (6)	O9 ⁱⁱ —Pr5—O4 ^{vii}	110.19 (6)
O6 ⁱⁱ —Pr1—O10	140.47 (6)	O8 ⁱⁱ —Pr5—O17 ^{vii}	177.60 (6)
O28 ⁱ —Pr1—O4 ⁱⁱ	91.40 (7)	O27 ^{vi} —Pr5—O17 ^{vii}	82.68 (7)
O22—Pr1—O4 ⁱⁱ	126.11 (7)	O20 ^{vii} —Pr5—O17 ^{vii}	60.44 (6)
O3—Pr1—O4 ⁱⁱ	66.53 (7)	O2 ^{vii} —Pr5—O17 ^{vii}	60.08 (6)
O2—Pr1—O4 ⁱⁱ	132.58 (6)	O22 ^{vii} —Pr5—O17 ^{vii}	56.68 (6)
O6 ⁱⁱ —Pr1—O4 ⁱⁱ	62.38 (6)	O5 ^{vii} —Pr5—O17 ^{vii}	110.88 (6)
O10—Pr1—O4 ⁱⁱ	87.77 (6)	O9 ⁱⁱ —Pr5—O17 ^{vii}	114.88 (6)
O28 ⁱ —Pr1—O9 ⁱⁱ	147.24 (7)	O4 ^{vii} —Pr5—O17 ^{vii}	119.80 (5)
O22—Pr1—O9 ⁱⁱ	65.77 (6)	O8 ⁱⁱ —Pr5—O7 ⁱⁱ	60.05 (6)
O3—Pr1—O9 ⁱⁱ	63.39 (6)	O27 ^{vi} —Pr5—O7 ⁱⁱ	90.83 (7)
O2—Pr1—O9 ⁱⁱ	102.62 (6)	O20 ^{vii} —Pr5—O7 ⁱⁱ	57.35 (6)
O6 ⁱⁱ —Pr1—O9 ⁱⁱ	62.42 (6)	O2 ^{vii} —Pr5—O7 ⁱⁱ	173.67 (6)
O10—Pr1—O9 ⁱⁱ	127.98 (6)	O22 ^{vii} —Pr5—O7 ⁱⁱ	102.19 (6)
O4 ⁱⁱ —Pr1—O9 ⁱⁱ	62.71 (6)	O5 ^{vii} —Pr5—O7 ⁱⁱ	109.12 (6)
O28 ⁱ —Pr1—O17	75.61 (7)	O9 ⁱⁱ —Pr5—O7 ⁱⁱ	52.31 (6)
O22—Pr1—O17	60.13 (6)	O4 ^{vii} —Pr5—O7 ⁱⁱ	121.07 (5)
O3—Pr1—O17	127.73 (6)	O17 ^{vii} —Pr5—O7 ⁱⁱ	117.69 (5)
O2—Pr1—O17	60.97 (6)	Mo11—Pr5—O7 ⁱⁱ	89.33 (4)
O6 ⁱⁱ —Pr1—O17	108.61 (6)	O25 ⁱⁱ —Pr6—O11 ^{iv}	123.47 (7)

O10—Pr1—O17	93.86 (6)	O25 ⁱⁱ —Pr6—O16 ^{viii}	139.50 (8)
O4 ⁱⁱ —Pr1—O17	164.77 (6)	O11 ^{iv} —Pr6—O16 ^{viii}	96.98 (7)
O9 ⁱⁱ —Pr1—O17	125.88 (6)	O25 ⁱⁱ —Pr6—O12 ^{iv}	74.38 (7)
O28 ⁱ —Pr1—O19	74.16 (6)	O11 ^{iv} —Pr6—O12 ^{iv}	70.86 (7)
O22—Pr1—O19	58.45 (6)	O16 ^{viii} —Pr6—O12 ^{iv}	123.29 (7)
O3—Pr1—O19	158.71 (6)	O25 ⁱⁱ —Pr6—O18 ^{viii}	80.34 (7)
O2—Pr1—O19	112.85 (6)	O11 ^{iv} —Pr6—O18 ^{viii}	134.81 (7)
O6 ⁱⁱ —Pr1—O19	53.05 (6)	O16 ^{viii} —Pr6—O18 ^{viii}	68.25 (7)
O10—Pr1—O19	134.76 (6)	O12 ^{iv} —Pr6—O18 ^{viii}	82.16 (7)
O4 ⁱⁱ —Pr1—O19	113.61 (6)	O25 ⁱⁱ —Pr6—O14 ^{viii}	76.00 (7)
O9 ⁱⁱ —Pr1—O19	97.08 (6)	O11 ^{iv} —Pr6—O14 ^{viii}	153.15 (6)
O17—Pr1—O19	55.63 (5)	O16 ^{viii} —Pr6—O14 ^{viii}	66.77 (6)
O28 ⁱ —Pr1—Mo2 ⁱⁱ	108.58 (5)	O12 ^{iv} —Pr6—O14 ^{viii}	135.75 (6)
O22—Pr1—Mo2 ⁱⁱ	91.89 (5)	O18 ^{viii} —Pr6—O14 ^{viii}	60.94 (6)
O3—Pr1—Mo2 ⁱⁱ	81.64 (5)	O25 ⁱⁱ —Pr6—O27 ^{ix}	100.30 (7)
O2—Pr1—Mo2 ⁱⁱ	139.98 (5)	O11 ^{iv} —Pr6—O27 ^{ix}	71.10 (7)
O6 ⁱⁱ —Pr1—Mo2 ⁱⁱ	35.90 (5)	O16 ^{viii} —Pr6—O27 ^{ix}	94.09 (6)
O10—Pr1—Mo2 ⁱⁱ	123.34 (5)	O12 ^{iv} —Pr6—O27 ^{ix}	128.86 (6)
O4 ⁱⁱ —Pr1—Mo2 ⁱⁱ	35.80 (4)	O18 ^{viii} —Pr6—O27 ^{ix}	148.32 (6)
O9 ⁱⁱ —Pr1—Mo2 ⁱⁱ	38.77 (4)	O14 ^{viii} —Pr6—O27 ^{ix}	88.24 (6)
O17—Pr1—Mo2 ⁱⁱ	141.42 (4)	O25 ⁱⁱ —Pr6—O13	127.69 (7)
O19—Pr1—Mo2 ⁱⁱ	87.83 (4)	O11 ^{iv} —Pr6—O13	65.22 (6)
O28 ⁱ —Pr1—Mo11	157.97 (5)	O16 ^{viii} —Pr6—O13	64.67 (6)
O22—Pr1—Mo11	33.56 (5)	O12 ^{iv} —Pr6—O13	59.98 (6)
O3—Pr1—Mo11	75.23 (5)	O18 ^{viii} —Pr6—O13	69.99 (6)
O2—Pr1—Mo11	78.39 (4)	O14 ^{viii} —Pr6—O13	120.17 (6)
O6 ⁱⁱ —Pr1—Mo11	78.06 (5)	O27 ^{ix} —Pr6—O13	127.38 (6)
O10—Pr1—Mo11	134.58 (4)	O25 ⁱⁱ —Pr6—O7 ^{iv}	70.87 (7)
O4 ⁱⁱ —Pr1—Mo11	97.58 (4)	O11 ^{iv} —Pr6—O7 ^{iv}	52.60 (6)
O9 ⁱⁱ —Pr1—Mo11	34.87 (4)	O16 ^{viii} —Pr6—O7 ^{iv}	149.53 (6)
O17—Pr1—Mo11	92.05 (4)	O12 ^{iv} —Pr6—O7 ^{iv}	51.17 (6)
O19—Pr1—Mo11	83.81 (4)	O18 ^{viii} —Pr6—O7 ^{iv}	129.72 (6)
Mo2 ⁱⁱ —Pr1—Mo11	69.936 (13)	O14 ^{viii} —Pr6—O7 ^{iv}	141.24 (5)
O28 ⁱ —Pr1—Mo1	129.95 (5)	O27 ^{ix} —Pr6—O7 ^{iv}	78.60 (6)
O22—Pr1—Mo1	82.99 (5)	O13—Pr6—O7 ^{iv}	96.22 (5)
O3—Pr1—Mo1	33.39 (5)	Mo6 ^{viii} —Pr6—O7 ^{iv}	170.08 (4)
O2—Pr1—Mo1	34.32 (5)	Mo3 ^{iv} —Pr6—O7 ^{iv}	34.29 (3)
O6 ⁱⁱ —Pr1—Mo1	139.62 (5)	O25 ⁱⁱ —Pr6—O24 ^{vii}	114.48 (6)
O10—Pr1—Mo1	66.38 (4)	O11 ^{iv} —Pr6—O24 ^{vii}	101.71 (6)
O4 ⁱⁱ —Pr1—Mo1	99.91 (5)	O16 ^{viii} —Pr6—O24 ^{vii}	51.31 (6)
O9 ⁱⁱ —Pr1—Mo1	77.20 (4)	O12 ^{iv} —Pr6—O24 ^{vii}	171.00 (6)
O17—Pr1—Mo1	94.60 (4)	O18 ^{viii} —Pr6—O24 ^{vii}	100.54 (5)
O19—Pr1—Mo1	138.91 (4)	O14 ^{viii} —Pr6—O24 ^{vii}	51.45 (5)
Mo2 ⁱⁱ —Pr1—Mo1	108.660 (15)	O27 ^{ix} —Pr6—O24 ^{vii}	50.00 (5)
Mo11—Pr1—Mo1	68.271 (13)	O13—Pr6—O24 ^{vii}	112.68 (5)
O28 ⁱ —Pr1—Mo7	92.49 (5)	Mo6 ^{viii} —Pr6—O24 ^{vii}	59.82 (3)
O22—Pr1—Mo7	35.10 (5)	Mo3 ^{iv} —Pr6—O24 ^{vii}	137.95 (3)
O3—Pr1—Mo7	134.84 (5)	O7 ^{iv} —Pr6—O24 ^{vii}	128.58 (5)

O2—Pr1—Mo7	80.32 (5)	O12—Pr7—O26 ^x	121.27 (7)
O6 ⁱⁱ —Pr1—Mo7	80.38 (5)	O12—Pr7—O15	131.23 (7)
O10—Pr1—Mo7	127.47 (5)	O26 ^x —Pr7—O15	68.32 (7)
O4 ⁱⁱ —Pr1—Mo7	142.43 (4)	O12—Pr7—O25 ^{xi}	73.01 (7)
O9 ⁱⁱ —Pr1—Mo7	96.80 (4)	O26 ^x —Pr7—O25 ^{xi}	65.97 (7)
O17—Pr1—Mo7	33.62 (4)	O15—Pr7—O25 ^{xi}	134.12 (7)
O19—Pr1—Mo7	33.58 (4)	O12—Pr7—O27 ⁱ	116.68 (7)
Mo2 ⁱⁱ —Pr1—Mo7	108.607 (15)	O26 ^x —Pr7—O27 ⁱ	120.92 (7)
Mo11—Pr1—Mo7	68.262 (15)	O15—Pr7—O27 ⁱ	82.68 (7)
Mo1—Pr1—Mo7	105.888 (13)	O25 ^{xi} —Pr7—O27 ⁱ	124.88 (7)
O28 ⁱ —Pr1—O5	160.79 (6)	O12—Pr7—O24 ^{xi}	127.76 (7)
O22—Pr1—O5	52.26 (6)	O26 ^x —Pr7—O24 ^{xi}	70.12 (7)
O3—Pr1—O5	51.44 (6)	O15—Pr7—O24 ^{xi}	100.91 (6)
O2—Pr1—O5	50.90 (6)	O25 ^{xi} —Pr7—O24 ^{xi}	67.07 (6)
O6 ⁱⁱ —Pr1—O5	109.36 (6)	O27 ⁱ —Pr7—O24 ^{xi}	66.43 (6)
O10—Pr1—O5	101.84 (5)	O12—Pr7—O18	71.75 (7)
O4 ⁱⁱ —Pr1—O5	102.93 (6)	O26 ^x —Pr7—O18	67.74 (7)
O9 ⁱⁱ —Pr1—O5	51.91 (5)	O15—Pr7—O18	69.78 (6)
O17—Pr1—O5	91.56 (6)	O25 ^{xi} —Pr7—O18	89.33 (7)
O19—Pr1—O5	110.57 (5)	O27 ⁱ —Pr7—O18	145.73 (6)
Mo2 ⁱⁱ —Pr1—O5	90.39 (4)	O24 ^{xi} —Pr7—O18	137.26 (6)
Mo11—Pr1—O5	32.94 (3)	O12—Pr7—O17	73.63 (7)
Mo1—Pr1—O5	35.48 (3)	O26 ^x —Pr7—O17	119.09 (6)
Mo7—Pr1—O5	83.96 (4)	O15—Pr7—O17	62.76 (6)
O28 ⁱ —Pr1—Mo5	96.06 (5)	O25 ^{xi} —Pr7—O17	141.92 (6)
O22—Pr1—Mo5	127.01 (5)	O27 ⁱ —Pr7—O17	86.69 (7)
O3—Pr1—Mo5	32.42 (4)	O24 ^{xi} —Pr7—O17	150.79 (6)
O2—Pr1—Mo5	63.50 (4)	O18—Pr7—O17	62.98 (6)
O6 ⁱⁱ —Pr1—Mo5	134.99 (5)	O12—Pr7—O7	59.55 (6)
O10—Pr1—Mo5	33.47 (5)	O26 ^x —Pr7—O7	139.28 (6)
O4 ⁱⁱ —Pr1—Mo5	72.74 (4)	O15—Pr7—O7	146.36 (6)
O9 ⁱⁱ —Pr1—Mo5	94.82 (5)	O25 ^{xi} —Pr7—O7	77.56 (7)
O17—Pr1—Mo5	115.92 (4)	O27 ⁱ —Pr7—O7	66.56 (7)
O19—Pr1—Mo5	168.08 (4)	O24 ^{xi} —Pr7—O7	79.67 (6)
Mo2 ⁱⁱ —Pr1—Mo5	101.978 (15)	O18—Pr7—O7	131.30 (6)
Mo11—Pr1—Mo5	105.800 (16)	O17—Pr7—O7	100.65 (6)
Mo1—Pr1—Mo5	44.065 (7)	O12—Pr7—O2	54.92 (6)
Mo7—Pr1—Mo5	143.620 (9)	O26 ^x —Pr7—O2	168.96 (6)
O5—Pr1—Mo5	76.49 (3)	O15—Pr7—O2	105.81 (6)
O13 ⁱⁱ —Pr2—O26	67.88 (7)	O25 ^{xi} —Pr7—O2	118.50 (6)
O13 ⁱⁱ —Pr2—O28 ⁱ	125.37 (8)	O27 ⁱ —Pr7—O2	65.95 (6)
O26—Pr2—O28 ⁱ	142.27 (7)	O24 ^{xi} —Pr7—O2	120.76 (6)
O13 ⁱⁱ —Pr2—O16 ⁱⁱⁱ	71.49 (7)	O18—Pr7—O2	101.66 (6)
O26—Pr2—O16 ⁱⁱⁱ	99.88 (7)	O17—Pr7—O2	50.72 (5)
O28 ⁱ —Pr2—O16 ⁱⁱⁱ	117.70 (7)	O7—Pr7—O2	50.07 (5)
O13 ⁱⁱ —Pr2—O15 ⁱⁱⁱ	109.90 (7)	O27 ^{ix} —Pr8—O21 ^{vii}	123.74 (7)
O26—Pr2—O15 ⁱⁱⁱ	66.68 (7)	O27 ^{ix} —Pr8—O9 ⁱⁱ	137.61 (7)
O28 ⁱ —Pr2—O15 ⁱⁱⁱ	123.51 (7)	O21 ^{vii} —Pr8—O9 ⁱⁱ	98.57 (7)

O16 ⁱⁱⁱ —Pr2—O15 ⁱⁱⁱ	67.30 (7)	O27 ^{ix} —Pr8—O3	97.20 (7)
O13 ⁱⁱ —Pr2—O23 ⁱⁱⁱ	135.72 (7)	O21 ^{vii} —Pr8—O3	104.08 (7)
O26—Pr2—O23 ⁱⁱⁱ	131.32 (7)	O9 ⁱⁱ —Pr8—O3	72.33 (7)
O28 ⁱ —Pr2—O23 ⁱⁱⁱ	67.70 (7)	O27 ^{ix} —Pr8—O7 ⁱⁱ	80.67 (7)
O16 ⁱⁱⁱ —Pr2—O23 ⁱⁱⁱ	66.23 (6)	O21 ^{vii} —Pr8—O7 ⁱⁱ	131.05 (7)
O15 ⁱⁱⁱ —Pr2—O23 ⁱⁱⁱ	64.98 (6)	O9 ⁱⁱ —Pr8—O7 ⁱⁱ	68.21 (7)
O13 ⁱⁱ —Pr2—O14	129.30 (7)	O3—Pr8—O7 ⁱⁱ	114.77 (7)
O26—Pr2—O14	65.80 (6)	O27 ^{ix} —Pr8—O20 ^{vii}	115.06 (7)
O28 ⁱ —Pr2—O14	83.74 (7)	O21 ^{vii} —Pr8—O20 ^{vii}	64.91 (6)
O16 ⁱⁱⁱ —Pr2—O14	135.75 (7)	O9 ⁱⁱ —Pr8—O20 ^{vii}	78.45 (7)
O15 ⁱⁱⁱ —Pr2—O14	68.66 (7)	O3—Pr8—O20 ^{vii}	146.87 (6)
O23 ⁱⁱⁱ —Pr2—O14	91.45 (6)	O7 ⁱⁱ —Pr8—O20 ^{vii}	66.27 (7)
O13 ⁱⁱ —Pr2—O19	79.01 (7)	O27 ^{ix} —Pr8—O24 ^{vii}	66.76 (7)
O26—Pr2—O19	63.96 (7)	O21 ^{vii} —Pr8—O24 ^{vii}	68.35 (6)
O28 ⁱ —Pr2—O19	83.00 (7)	O9 ⁱⁱ —Pr8—O24 ^{vii}	137.75 (7)
O16 ⁱⁱⁱ —Pr2—O19	150.17 (6)	O3—Pr8—O24 ^{vii}	148.66 (6)
O15 ⁱⁱⁱ —Pr2—O19	121.01 (6)	O7 ⁱⁱ —Pr8—O24 ^{vii}	89.96 (7)
O23 ⁱⁱⁱ —Pr2—O19	143.45 (6)	O20 ^{vii} —Pr8—O24 ^{vii}	59.47 (6)
O14—Pr2—O19	63.07 (6)	O27 ^{ix} —Pr8—O4 ⁱⁱ	79.08 (7)
O13 ⁱⁱ —Pr2—O1 ⁱⁱ	64.64 (7)	O21 ^{vii} —Pr8—O4 ⁱⁱ	154.64 (6)
O26—Pr2—O1 ⁱⁱ	132.38 (6)	O9 ⁱⁱ —Pr8—O4 ⁱⁱ	60.23 (6)
O28 ⁱ —Pr2—O1 ⁱⁱ	70.05 (7)	O3—Pr8—O4 ⁱⁱ	58.26 (6)
O16 ⁱⁱⁱ —Pr2—O1 ⁱⁱ	68.49 (7)	O7 ⁱⁱ —Pr8—O4 ⁱⁱ	57.42 (6)
O15 ⁱⁱⁱ —Pr2—O1 ⁱⁱ	134.45 (6)	O20 ^{vii} —Pr8—O4 ⁱⁱ	118.58 (6)
O23 ⁱⁱⁱ —Pr2—O1 ⁱⁱ	87.66 (6)	O24 ^{vii} —Pr8—O4 ⁱⁱ	136.45 (6)
O14—Pr2—O1 ⁱⁱ	152.00 (6)	O27 ^{ix} —Pr8—O1	102.21 (7)
O19—Pr2—O1 ⁱⁱ	102.86 (6)	O21 ^{vii} —Pr8—O1	53.99 (6)
O13 ⁱⁱ —Pr2—O6 ⁱⁱ	57.69 (7)	O9 ⁱⁱ —Pr8—O1	105.11 (6)
O26—Pr2—O6 ⁱⁱ	98.05 (6)	O3—Pr8—O1	56.95 (6)
O28 ⁱ —Pr2—O6 ⁱⁱ	71.17 (6)	O7 ⁱⁱ —Pr8—O1	171.34 (6)
O16 ⁱⁱⁱ —Pr2—O6 ⁱⁱ	113.26 (6)	O20 ^{vii} —Pr8—O1	118.74 (6)
O15 ⁱⁱⁱ —Pr2—O6 ⁱⁱ	164.08 (5)	O24 ^{vii} —Pr8—O1	98.69 (6)
O23 ⁱⁱⁱ —Pr2—O6 ⁱⁱ	130.57 (6)	O4 ⁱⁱ —Pr8—O1	114.81 (5)
O14—Pr2—O6 ⁱⁱ	110.22 (6)	O27 ^{ix} —Pr8—O5	146.50 (6)
O19—Pr2—O6 ⁱⁱ	50.28 (6)	O21 ^{vii} —Pr8—O5	59.73 (6)
O1 ⁱⁱ —Pr2—O6 ⁱⁱ	52.69 (5)	O9 ⁱⁱ —Pr8—O5	56.10 (6)
Mo9—Pr2—O6 ⁱⁱ	87.51 (4)	O3—Pr8—O5	53.80 (6)
O5 ⁱⁱ —Pr3—O28 ⁱ	131.27 (7)	O7 ⁱⁱ —Pr8—O5	124.13 (6)
O5 ⁱⁱ —Pr3—O6 ^{iv}	99.08 (7)	O20 ^{vii} —Pr8—O5	96.76 (5)
O28 ⁱ —Pr3—O6 ^{iv}	119.26 (7)	O24 ^{vii} —Pr8—O5	128.08 (5)
O5 ⁱⁱ —Pr3—O19 ⁱ	119.46 (7)	O4 ⁱⁱ —Pr8—O5	95.30 (5)
O28 ⁱ —Pr3—O19 ⁱ	104.17 (7)	O1—Pr8—O5	50.03 (5)
O6 ^{iv} —Pr3—O19 ⁱ	65.16 (7)	Mo2 ⁱⁱ —Pr8—O5	93.39 (4)
O5 ⁱⁱ —Pr3—O21 ⁱ	77.54 (7)	O27 ^{ix} —Pr8—O11 ^{iv}	57.68 (6)
O28 ⁱ —Pr3—O21 ⁱ	103.22 (7)	O21 ^{vii} —Pr8—O11 ^{iv}	96.93 (6)
O6 ^{iv} —Pr3—O21 ⁱ	121.28 (6)	O9 ⁱⁱ —Pr8—O11 ^{iv}	125.09 (6)
O19 ⁱ —Pr3—O21 ⁱ	66.59 (6)	O3—Pr8—O11 ^{iv}	52.83 (6)
O5 ⁱⁱ —Pr3—O10	118.03 (7)	O7 ⁱⁱ —Pr8—O11 ^{iv}	129.91 (6)

O28 ⁱ —Pr3—O10	61.25 (6)	O20 ^{vii} —Pr8—O11 ^{iv}	153.60 (5)
O6 ^{iv} —Pr3—O10	66.35 (6)	O24 ^{vii} —Pr8—O11 ^{iv}	96.83 (5)
O19 ⁱ —Pr3—O10	107.91 (6)	O4 ⁱⁱ —Pr8—O11 ^{iv}	86.23 (5)
O21 ⁱ —Pr3—O10	162.66 (6)	O1—Pr8—O11 ^{iv}	48.79 (5)
O5 ⁱⁱ —Pr3—O1 ⁱⁱ	66.50 (6)	Mo2 ⁱⁱ —Pr8—O11 ^{iv}	121.40 (3)
O28 ⁱ —Pr3—O1 ⁱⁱ	71.44 (7)	O5—Pr8—O11 ^{iv}	89.18 (5)
O6 ^{iv} —Pr3—O1 ⁱⁱ	164.96 (7)	O1—Mo1—O4	90.21 (9)
O19 ⁱ —Pr3—O1 ⁱⁱ	124.77 (6)	O1—Mo1—O3	93.74 (9)
O21 ⁱ —Pr3—O1 ⁱⁱ	61.64 (6)	O4—Mo1—O3	169.69 (8)
O10—Pr3—O1 ⁱⁱ	115.58 (6)	O1—Mo1—O2	171.74 (8)
O5 ⁱⁱ —Pr3—O8 ^{iv}	64.79 (7)	O4—Mo1—O2	89.51 (9)
O28 ⁱ —Pr3—O8 ^{iv}	106.97 (7)	O3—Mo1—O2	85.22 (8)
O6 ^{iv} —Pr3—O8 ^{iv}	61.22 (6)	O1—Mo1—O5	88.83 (8)
O19 ⁱ —Pr3—O8 ^{iv}	125.94 (6)	O4—Mo1—O5	85.93 (8)
O21 ⁱ —Pr3—O8 ^{iv}	141.59 (6)	O3—Mo1—O5	84.64 (8)
O10—Pr3—O8 ^{iv}	55.39 (6)	O2—Mo1—O5	82.92 (8)
O1 ⁱⁱ —Pr3—O8 ^{iv}	106.69 (6)	O7—Mo2—O8	96.31 (9)
O5 ⁱⁱ —Pr3—O22 ⁱ	61.50 (6)	O7—Mo2—O4	90.68 (9)
O28 ⁱ —Pr3—O22 ⁱ	157.42 (6)	O8—Mo2—O4	168.06 (9)
O6 ^{iv} —Pr3—O22 ⁱ	68.85 (6)	O7—Mo2—O6	169.07 (8)
O19 ⁱ —Pr3—O22 ⁱ	58.31 (6)	O8—Mo2—O6	85.49 (9)
O21 ⁱ —Pr3—O22 ⁱ	58.19 (6)	O4—Mo2—O6	85.86 (9)
O10—Pr3—O22 ⁱ	134.41 (5)	O7—Mo2—O9	83.26 (8)
O1 ⁱⁱ —Pr3—O22 ⁱ	105.53 (6)	O8—Mo2—O9	82.55 (8)
O8 ^{iv} —Pr3—O22 ⁱ	95.39 (6)	O4—Mo2—O9	88.70 (8)
O5 ⁱⁱ —Pr3—O23 ⁱⁱⁱ	131.48 (6)	O6—Mo2—O9	86.30 (8)
O28 ⁱ —Pr3—O23 ⁱⁱⁱ	57.46 (6)	O12—Mo3—O2	92.52 (8)
O6 ^{iv} —Pr3—O23 ⁱⁱⁱ	116.05 (6)	O12—Mo3—O7	85.81 (8)
O19 ⁱ —Pr3—O23 ⁱⁱⁱ	57.29 (6)	O2—Mo3—O7	88.20 (8)
O21 ⁱ —Pr3—O23 ⁱⁱⁱ	56.20 (6)	O12—Mo3—O10	91.26 (8)
O10—Pr3—O23 ⁱⁱⁱ	106.66 (5)	O2—Mo3—O10	84.33 (8)
O1 ⁱⁱ —Pr3—O23 ⁱⁱⁱ	78.28 (6)	O7—Mo3—O10	171.84 (8)
O8 ^{iv} —Pr3—O23 ⁱⁱⁱ	161.96 (5)	O12—Mo3—O11	85.92 (8)
O22 ⁱ —Pr3—O23 ⁱⁱⁱ	99.97 (5)	O2—Mo3—O11	174.12 (8)
O5 ⁱⁱ —Pr3—O4 ⁱⁱ	58.38 (6)	O7—Mo3—O11	86.04 (8)
O28 ⁱ —Pr3—O4 ⁱⁱ	77.51 (6)	O10—Mo3—O11	101.36 (8)
O6 ^{iv} —Pr3—O4 ⁱⁱ	115.52 (6)	O13—Mo4—O1	89.13 (8)
O19 ⁱ —Pr3—O4 ⁱⁱ	177.68 (6)	O13—Mo4—O11 ^{iv}	87.65 (9)
O21 ⁱ —Pr3—O4 ⁱⁱ	111.58 (6)	O1—Mo4—O11 ^{iv}	85.76 (8)
O10—Pr3—O4 ⁱⁱ	74.26 (5)	O13—Mo4—O6	90.85 (9)
O1 ⁱⁱ —Pr3—O4 ⁱⁱ	54.08 (6)	O1—Mo4—O6	84.84 (8)
O8 ^{iv} —Pr3—O4 ⁱⁱ	54.48 (5)	O11 ^{iv} —Mo4—O6	170.50 (8)
O22 ⁱ —Pr3—O4 ⁱⁱ	119.64 (5)	O13—Mo4—O10 ^{iv}	87.45 (8)
O23 ⁱⁱⁱ —Pr3—O4 ⁱⁱ	123.16 (5)	O1—Mo4—O10 ^{iv}	171.74 (8)
O18—Pr4—O26 ⁱ	123.01 (7)	O11 ^{iv} —Mo4—O10 ^{iv}	101.60 (7)
O18—Pr4—O13 ^{iv}	132.96 (8)	O6—Mo4—O10 ^{iv}	87.69 (8)
O26 ⁱ —Pr4—O13 ^{iv}	66.63 (7)	O8 ^{iv} —Mo5—O11 ^{iv}	90.91 (9)
O18—Pr4—O12	75.77 (7)	O8 ^{iv} —Mo5—O3	89.91 (8)

O26 ⁱ —Pr4—O12	126.69 (7)	O11 ^{iv} —Mo5—O3	86.69 (8)
O13 ^{iv} —Pr4—O12	66.55 (7)	O8 ^{iv} —Mo5—O10	80.79 (8)
O18—Pr4—O28 ⁱ	116.60 (7)	O11 ^{iv} —Mo5—O10	168.31 (8)
O26 ⁱ —Pr4—O28 ⁱ	111.05 (7)	O3—Mo5—O10	85.09 (8)
O13 ^{iv} —Pr4—O28 ⁱ	96.05 (7)	O14—Mo6—O17	94.99 (9)
O12—Pr4—O28 ⁱ	97.80 (7)	O14—Mo6—O15	172.30 (8)
O18—Pr4—O25 ⁱⁱⁱ	75.56 (7)	O17—Mo6—O15	86.89 (9)
O26 ⁱ —Pr4—O25 ⁱⁱⁱ	61.52 (6)	O14—Mo6—O16	91.07 (9)
O13 ^{iv} —Pr4—O25 ⁱⁱⁱ	127.77 (6)	O17—Mo6—O16	169.53 (8)
O12—Pr4—O25 ⁱⁱⁱ	148.06 (7)	O15—Mo6—O16	86.01 (8)
O28 ⁱ —Pr4—O25 ⁱⁱⁱ	107.41 (7)	O14—Mo6—O18	82.97 (8)
O18—Pr4—O18 ^v	73.76 (7)	O17—Mo6—O18	87.88 (8)
O26 ⁱ —Pr4—O18 ^v	64.37 (6)	O15—Mo6—O18	89.65 (8)
O13 ^{iv} —Pr4—O18 ^v	71.75 (7)	O16—Mo6—O18	84.39 (8)
O12—Pr4—O18 ^v	77.96 (6)	O17—Mo7—O20	91.42 (9)
O28 ⁱ —Pr4—O18 ^v	167.80 (6)	O17—Mo7—O19	94.23 (9)
O25 ⁱⁱⁱ —Pr4—O18 ^v	80.80 (6)	O20—Mo7—O19	169.39 (8)
O18—Pr4—O23 ⁱⁱⁱ	123.28 (6)	O17—Mo7—O21	169.19 (8)
O26 ⁱ —Pr4—O23 ⁱⁱⁱ	61.01 (6)	O20—Mo7—O21	86.37 (8)
O13 ^{iv} —Pr4—O23 ⁱⁱⁱ	102.05 (7)	O19—Mo7—O21	86.41 (8)
O12—Pr4—O23 ⁱⁱⁱ	154.05 (6)	O17—Mo7—O22	83.83 (8)
O28 ⁱ —Pr4—O23 ⁱⁱⁱ	59.01 (6)	O20—Mo7—O22	85.49 (8)
O25 ⁱⁱⁱ —Pr4—O23 ⁱⁱⁱ	57.50 (6)	O19—Mo7—O22	86.20 (8)
O18 ^v —Pr4—O23 ⁱⁱⁱ	122.07 (6)	O21—Mo7—O22	85.45 (8)
O18—Pr4—O14	55.49 (6)	O25—Mo8—O15	92.08 (8)
O26 ⁱ —Pr4—O14	120.34 (6)	O25—Mo8—O20	91.90 (8)
O13 ^{iv} —Pr4—O14	166.13 (7)	O15—Mo8—O20	92.72 (8)
O12—Pr4—O14	111.11 (6)	O25—Mo8—O24	85.85 (8)
O28 ⁱ —Pr4—O14	70.44 (6)	O15—Mo8—O24	172.66 (8)
O25 ⁱⁱⁱ —Pr4—O14	61.83 (6)	O20—Mo8—O24	80.33 (8)
O18 ^v —Pr4—O14	121.76 (6)	O25—Mo8—O23	85.50 (8)
O23 ⁱⁱⁱ —Pr4—O14	74.09 (5)	O15—Mo8—O23	83.56 (8)
O18—Pr4—O17	56.09 (6)	O20—Mo8—O23	175.37 (8)
O26 ⁱ —Pr4—O17	171.82 (6)	O24—Mo8—O23	103.26 (8)
O13 ^{iv} —Pr4—O17	120.52 (6)	O26—Mo9—O19	85.50 (8)
O12—Pr4—O17	61.48 (6)	O26—Mo9—O14	86.05 (8)
O28 ⁱ —Pr4—O17	65.61 (6)	O19—Mo9—O14	86.13 (8)
O25 ⁱⁱⁱ —Pr4—O17	111.66 (6)	O26—Mo9—O23 ^{xii}	88.03 (8)
O18 ^v —Pr4—O17	120.47 (6)	O19—Mo9—O23 ^{xii}	85.27 (8)
O23 ⁱⁱⁱ —Pr4—O17	111.96 (5)	O14—Mo9—O23 ^{xii}	169.91 (8)
O14—Pr4—O17	51.77 (5)	O26—Mo9—O24 ^{xii}	89.13 (8)
O18—Pr4—O10	123.77 (6)	O19—Mo9—O24 ^{xii}	170.52 (8)
O26 ⁱ —Pr4—O10	109.97 (6)	O14—Mo9—O24 ^{xii}	85.71 (8)
O13 ^{iv} —Pr4—O10	54.02 (6)	O23 ^{xii} —Mo9—O24 ^{xii}	102.38 (8)
O12—Pr4—O10	57.27 (6)	O16 ^{xii} —Mo10—O21	90.25 (8)
O28 ⁱ —Pr4—O10	50.75 (6)	O16 ^{xii} —Mo10—O23 ^{xii}	85.71 (8)
O25 ⁱⁱⁱ —Pr4—O10	154.38 (5)	O21—Mo10—O23 ^{xii}	84.30 (8)
O18 ^v —Pr4—O10	118.81 (5)	O16 ^{xii} —Mo10—O24	85.99 (8)

O23 ⁱⁱⁱ —Pr4—O10	96.94 (5)	O21—Mo10—O24	87.67 (8)
O14—Pr4—O10	112.67 (5)	O23 ^{xii} —Mo10—O24	168.42 (8)
O17—Pr4—O10	74.12 (5)	O5 ^{vii} —Mo11—O5	180.000 (1)
O8 ⁱⁱ —Pr5—O27 ^{vi}	97.98 (8)	O5 ^{vii} —Mo11—O9 ^{xiii}	91.74 (8)
O8 ⁱⁱ —Pr5—O20 ^{vii}	117.25 (7)	O5—Mo11—O9 ^{xiii}	88.26 (8)
O27 ^{vi} —Pr5—O20 ^{vii}	86.91 (8)	O5 ^{vii} —Mo11—O9 ⁱⁱ	88.26 (8)
O8 ⁱⁱ —Pr5—O2 ^{vii}	122.07 (7)	O5—Mo11—O9 ⁱⁱ	91.74 (8)
O27 ^{vi} —Pr5—O2 ^{vii}	94.65 (7)	O9 ^{xiii} —Mo11—O9 ⁱⁱ	180.00 (6)
O20 ^{vii} —Pr5—O2 ^{vii}	119.72 (7)	O5 ^{vii} —Mo11—O22	91.39 (8)
O8 ⁱⁱ —Pr5—O22 ^{vii}	122.38 (7)	O5—Mo11—O22	88.61 (8)
O27 ^{vi} —Pr5—O22 ^{vii}	138.92 (7)	O9 ^{xiii} —Mo11—O22	89.70 (9)
O20 ^{vii} —Pr5—O22 ^{vii}	68.98 (7)	O9 ⁱⁱ —Mo11—O22	90.30 (9)
O2 ^{vii} —Pr5—O22 ^{vii}	71.56 (7)	O5 ^{vii} —Mo11—O22 ^{vii}	88.61 (8)
O8 ⁱⁱ —Pr5—O5 ^{vii}	69.86 (7)	O5—Mo11—O22 ^{vii}	91.39 (8)
O27 ^{vi} —Pr5—O5 ^{vii}	144.73 (7)	O9 ^{xiii} —Mo11—O22 ^{vii}	90.30 (9)
O20 ^{vii} —Pr5—O5 ^{vii}	128.29 (7)	O9 ⁱⁱ —Mo11—O22 ^{vii}	89.70 (9)
O2 ^{vii} —Pr5—O5 ^{vii}	67.77 (7)	O22—Mo11—O22 ^{vii}	180.0

Symmetry codes: (i) $x, -y+1/2, z-1/2$; (ii) $-x+1, y+1/2, -z+1/2$; (iii) $-x, y+1/2, -z+1/2$; (iv) $-x+1, -y, -z$; (v) $-x, -y, -z$; (vi) $-x+1, y-1/2, -z+3/2$; (vii) $-x+1, -y, -z+1$; (viii) $x+1, y, z$; (ix) $-x+1, -y+1, -z+1$; (x) $-x, y-1/2, -z+1/2$; (xi) $x, -y-1/2, z-1/2$; (xii) $-x, -y, -z+1$; (xiii) $x, -y-1/2, z+1/2$.