

Acta Crystallographica Section E

## Structure Reports

Online

ISSN 1600-5368

# Lithium difluoro(oxalato)borate tetramethylene sulfone disolvate

 Joshua L. Allen,<sup>a</sup> Paul D. Boyle<sup>b</sup> and Wesley A. Henderson<sup>a\*</sup>

<sup>a</sup>Ionic Liquids & Electrolytes for Energy Technologies (ILEET) Laboratory, Department of Chemical and Biomolecular Engineering, North Carolina State University, 911 Partners Way, Raleigh, NC 27695, USA, and <sup>b</sup>X-ray Structural Facility, Department of Chemistry, North Carolina State University, 2620 Yarbrough Drive, Raleigh, NC 27695, USA

Correspondence e-mail: wesley\_henderson@ncsu.edu

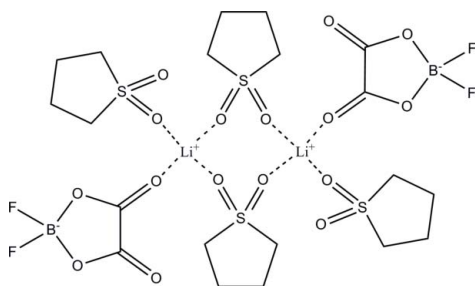
Received 24 March 2011; accepted 29 March 2011

Key indicators: single-crystal X-ray study;  $T = 110$  K; mean  $\sigma(\text{C}-\text{C}) = 0.003$  Å;  $R$  factor = 0.044;  $wR$  factor = 0.113; data-to-parameter ratio = 23.9.

The title compound,  $\text{Li}^+\cdot\text{C}_2\text{BF}_2\text{O}_4^{2-}\cdot 2\text{C}_4\text{H}_8\text{O}_2\text{S}$ , is a dimeric species, which resides across a crystallographic inversion center. The dimers form eight-membered rings containing two  $\text{Li}^+$  cations, which are joined by  $\text{O}_2\text{S}$  sulfone linkages. The  $\text{Li}^+$  cations are ligated by four O atoms from the anions and solvent molecules, forming a pseudo-tetrahedral geometry. The exocyclic coordination sites are occupied by O atoms from the oxalate group of the difluoro(oxalato)borate anion and an additional tetramethylene sulfone ligand.

## Related literature

For physiochemical properties of tetramethylene sulfone (TMS), see: Della Monica *et al.* (1968); Dudley *et al.* (1991); Domanska *et al.* (1996). For electrochemical properties of TMS, see: Xu & Angell (2002); Abouimrane *et al.* (2009); Sun & Angell (2009). For electrochemical properties of lithium difluoro(oxalato)borate (LiDFOB), see: Zhang (2007); Chen *et al.* (2007); Fu *et al.* (2010).



## Experimental

### Crystal data

$\text{Li}^+\cdot\text{C}_2\text{BF}_2\text{O}_4^{2-}\cdot 2\text{C}_4\text{H}_8\text{O}_2\text{S}$   
 $M_r = 384.12$   
 Monoclinic,  $P2_1/n$   
 $a = 13.9005$  (4) Å  
 $b = 5.8917$  (1) Å  
 $c = 19.9627$  (5) Å  
 $\beta = 106.0101$  (13)°

$V = 1571.48$  (7) Å<sup>3</sup>  
 $Z = 4$   
 Mo  $K\alpha$  radiation  
 $\mu = 0.40$  mm<sup>-1</sup>  
 $T = 110$  K  
 $0.51 \times 0.17 \times 0.16$  mm

### Data collection

Bruker–Nonius Kappa X8 APEXII diffractometer  
 Absorption correction: multi-scan (SADABS; Bruker, 2009)  
 $T_{\min} = 0.823$ ,  $T_{\max} = 0.939$   
 59573 measured reflections  
 6723 independent reflections  
 4514 reflections with  $I > 2\sigma(I)$   
 $R_{\text{int}} = 0.054$

### Refinement

$R[F^2 > 2\sigma(F^2)] = 0.044$   
 $wR(F^2) = 0.113$   
 $S = 1.02$   
 6723 reflections  
 281 parameters  
 All H-atom parameters refined  
 $\Delta\rho_{\max} = 0.80$  e Å<sup>-3</sup>  
 $\Delta\rho_{\min} = -0.45$  e Å<sup>-3</sup>

Data collection: APEX2 (Bruker, 2009); cell refinement: SAINT (Bruker, 2009); data reduction: SAINT; program(s) used to solve structure: SIR92 (Altomare *et al.*, 1994); program(s) used to refine structure: SHELXTL (Sheldrick, 2008); molecular graphics: ORTEP-3 (Farrugia, 1997); software used to prepare material for publication: cif2tables.py (Boyle, 2008).

This work was funded by the US DOE BATT Program (contract DE-AC02-05-CH11231). JLA would like to thank the SMART Scholarship Program and the American Society for Engineering Education (ASEE) for the award of a SMART Graduate Research Fellowship.

Supplementary data and figures for this paper are available from the IUCr electronic archives (Reference: SI2348).

## References

- Abouimrane, A., Belharouak, I. & Amine, K. (2009). *Electrochem. Commun.* **11**, 1073–1076.
- Altomare, A., Casciarano, G., Giacovazzo, C., Guagliardi, A., Burla, M. C., Polidori, G. & Camalli, M. (1994). *J. Appl. Cryst.* **27**, 435–436.
- Boyle, P. D. (2008). <http://www.xray.ncsu.edu/PyCIFUtils/>
- Bruker (2009). APEX2, SAINT and SADABS. Bruker AXS Inc., Madison, Wisconsin, USA.
- Chen, Z., Liu, J. & Amine, K. (2007). *Electrochem. Solid-State Lett.* **10**, A45–A47.
- Della Monica, M., Jannelli, L. & Lamanna, U. (1968). *J. Phys. Chem.* **72**, 1068–1071.
- Domanska, U., Moollan, W. & Letcher, T. (1996). *J. Chem. Eng. Data*, **41**, 261–265.
- Dudley, J. T., Wilkinson, D. P., Thomas, G., LeVau, R., Woo, S., Blom, H., Horvath, C., Juzkow, M. W., Denis, B., Juric, P., Aghakian, P. & Dahn, J. R. (1991). *J. Power Sources*, **35**, 59–82.
- Farrugia, L. J. (1997). *J. Appl. Cryst.* **30**, 565.
- Fu, M., Huang, K., Liu, S., Liu, J. & Li, Y. (2010). *J. Power Sources*, **195**, 862–866.
- Sheldrick, G. M. (2008). *Acta Cryst.* **A64**, 112–122.
- Sun, X. & Angell, C. A. (2009). *Electrochem. Commun.* **11**, 1418–1421.
- Xu, K. & Angell, C. A. (2002). *J. Electrochem. Soc.* **149**, A920–A926.
- Zhang, S. S. (2007). *J. Power Sources*, **163**, 713–718.

## supporting information

*Acta Cryst.* (2011). E67, m533 [doi:10.1107/S1600536811011743]

## Lithium difluoro(oxalato)borate tetramethylene sulfone disolvate

Joshua L. Allen, Paul D. Boyle and Wesley A. Henderson

### S1. Comment

Solvate crystal structures provide invaluable information for understanding the ionic association tendency and manner in which anions and solvent molecules coordinate  $\text{Li}^+$  cations. Understanding the solid-state behavior provides insight into the various solvates that may exist in liquid solvent-lithium salt electrolytes utilized in state-of-the-art Li-ion batteries. The physiochemical and electrochemical properties of both tetramethylene sulfone (TMS) and lithium difluoro-(oxalato)borate (LiDFOB) have attracted much attention recently for non-aqueous secondary battery applications.

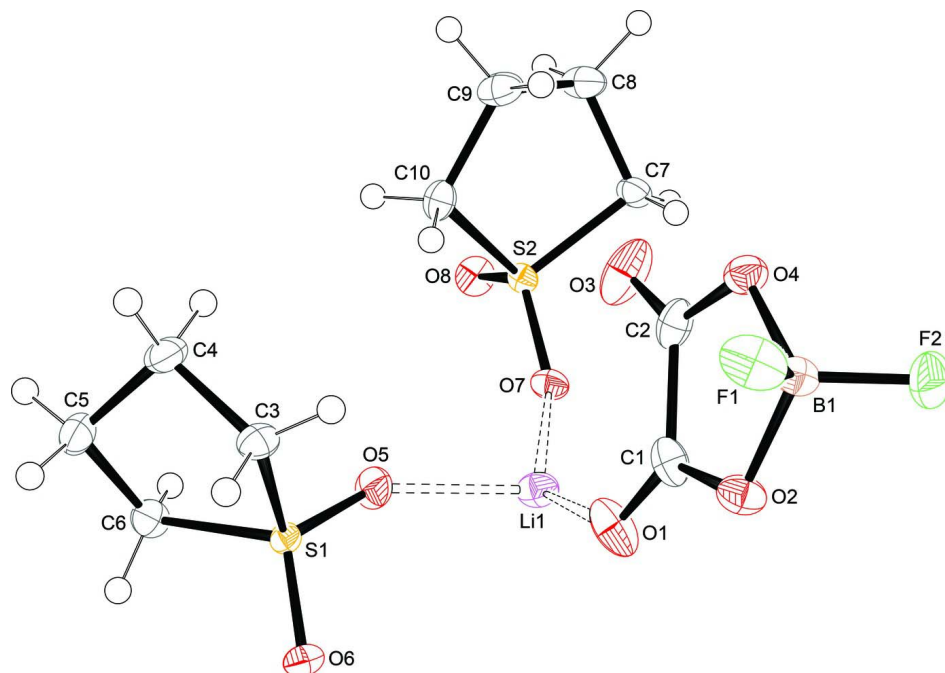
The  $\text{Li}^+$  cation in the title structure, which resides across a crystallographic inversion center, is coordinated by two sulfonyl O atoms from TMS and a carbonyl O atom from the  $\text{DFOB}^-$  anion (Fig. 1). An eight member dimer ring structure is formed from this coordination by linking two  $\text{Li}^+$  cations through their coordination by TMS molecules coordinated to both  $\text{Li}^+$  cations with each cation coordinated by a different sulfonyl oxygen (Fig. 2). The eight membered rings are packed in the crystal structure in layers such that  $Z = 2$  (Fig. 3).

### S2. Experimental

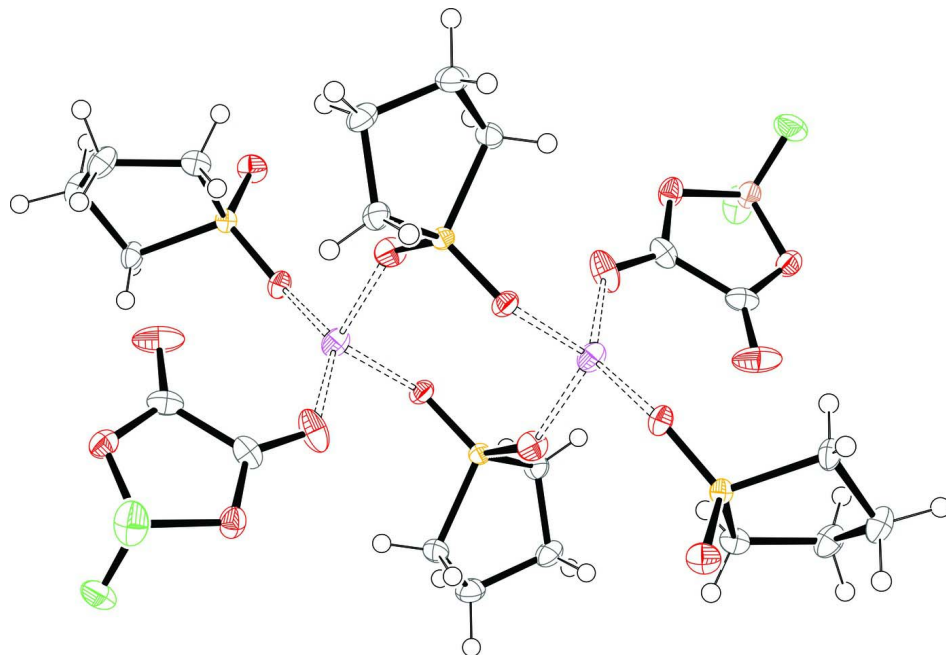
LiDFOB was synthesized by the direct reaction of excess boron trifluoride diethyl etherate ( $\text{BF}_3$ -ether) with lithium oxalate (oxalic acid dilithium salt), both used as-received from Sigma-Aldrich, and extracted/recrystallized from dimethyl carbonate (DMC). The DMC-LiDFOB solvate was vacuum dried at 378 K for 48 h, yielding a high purity salt. TMS (Sigma-Aldrich, >99.8%) was used as-received. A solution was made by dissolving LiDFOB (1.566 mmol) in TMS (6.264 mmol) at 353 K. The solution was allowed to slowly cool to room temperature. Colorless crystals formed suitable for X-ray analysis on standing.

### S3. Refinement

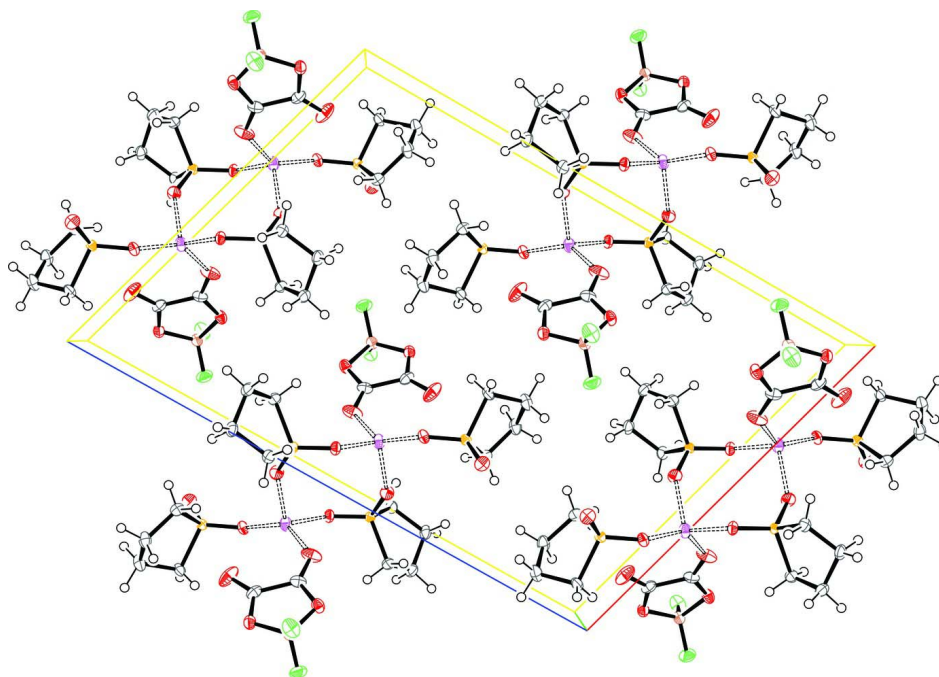
The structure was solved by direct methods using the *SIR92* program. All non-hydrogen atoms were obtained from the initial solution. The hydrogen atoms were introduced at idealized positions and were allowed to refine isotropically. The structural model was fit to the data using full matrix least-squares based on  $F^2$ . The calculated structure factors included corrections for anomalous dispersion from the usual tabulation. The structure was refined using the XL program from *SHELXTL* (Sheldrick, 2008). Graphic plots were produced using the *ORTEP-3* program.

**Figure 1**

Asymmetric unit of  $(\text{TMS})_2\text{LiDFOB}$ . Thermal ellipsoids are at 50% probability (Li-purple, O-red, F-green, B-tan, C-grey, S-yellow).

**Figure 2**

Ion and solvent coordination in  $(\text{TMS})_2\text{LiDFOB}$ . Thermal ellipsoids are at 50% probability (Li-purple, O-red, F-green, B-tan, C-grey, S-yellow).

**Figure 3**

Unit cell of  $(\text{TMS})_2:\text{LiDFOB}$ . Thermal ellipsoids are at 50% probability (Li-purple, O-red, F-green, B-tan, C-grey, S-yellow).

### Lithium difluoro(oxalato)borate tetramethylene sulfone disolvate

#### Crystal data

$\text{Li}^+ \cdot \text{C}_2\text{BF}_2\text{O}_4^- \cdot 2\text{C}_4\text{H}_8\text{O}_2\text{S}$

$M_r = 384.12$

Monoclinic,  $P2_1/n$

Hall symbol:  $-P\ 2_1n$

$a = 13.9005\ (4)\ \text{\AA}$

$b = 5.8917\ (1)\ \text{\AA}$

$c = 19.9627\ (5)\ \text{\AA}$

$\beta = 106.0101\ (13)^\circ$

$V = 1571.48\ (7)\ \text{\AA}^3$

$Z = 4$

$F(000) = 792$

$D_x = 1.623\ \text{Mg m}^{-3}$

Melting point: 367.85 K

Mo  $K\alpha$  radiation,  $\lambda = 0.71073\ \text{\AA}$

Cell parameters from 9927 reflections

$\theta = 3.1\text{--}31.8^\circ$

$\mu = 0.40\ \text{mm}^{-1}$

$T = 110\ \text{K}$

Prism, colourless

$0.51 \times 0.17 \times 0.16\ \text{mm}$

#### Data collection

Bruker–Nonius Kappa X8 APEXII  
diffractometer

Radiation source: fine-focus sealed tube

Graphite monochromator

$\omega$  and  $\phi$  scans

Absorption correction: multi-scan

(*SADABS*; Bruker, 2009)

$T_{\min} = 0.823$ ,  $T_{\max} = 0.939$

59573 measured reflections

6723 independent reflections

4514 reflections with  $I > 2\sigma(I)$

$R_{\text{int}} = 0.054$

$\theta_{\max} = 35.0^\circ$ ,  $\theta_{\min} = 2.1^\circ$

$h = -22 \rightarrow 22$

$k = -9 \rightarrow 8$

$l = -31 \rightarrow 31$

*Refinement*

Refinement on  $F^2$   
 Least-squares matrix: full  
 $R[F^2 > 2\sigma(F^2)] = 0.044$   
 $wR(F^2) = 0.113$   
 $S = 1.02$   
 6723 reflections  
 281 parameters  
 0 restraints  
 Primary atom site location: structure-invariant  
 direct methods

Secondary atom site location: difference Fourier  
 map  
 Hydrogen site location: inferred from  
 neighbouring sites  
 All H-atom parameters refined  
 $w = 1/[\sigma^2(F_o^2) + (0.0531P)^2 + 0.5209P]$   
 where  $P = (F_o^2 + 2F_c^2)/3$   
 $(\Delta/\sigma)_{\max} = 0.001$   
 $\Delta\rho_{\max} = 0.80 \text{ e } \text{\AA}^{-3}$   
 $\Delta\rho_{\min} = -0.45 \text{ e } \text{\AA}^{-3}$

*Special details*

**Geometry.** All e.s.d.'s (except the e.s.d. in the dihedral angle between two l.s. planes) are estimated using the full covariance matrix. The cell e.s.d.'s are taken into account individually in the estimation of e.s.d.'s in distances, angles and torsion angles; correlations between e.s.d.'s in cell parameters are only used when they are defined by crystal symmetry. An approximate (isotropic) treatment of cell e.s.d.'s is used for estimating e.s.d.'s involving l.s. planes.

**Refinement.** Refinement of  $F^2$  against ALL reflections. The weighted  $R$ -factor  $wR$  and goodness of fit  $S$  are based on  $F^2$ , conventional  $R$ -factors  $R$  are based on  $F$ , with  $F$  set to zero for negative  $F^2$ . The threshold expression of  $F^2 > \sigma(F^2)$  is used only for calculating  $R$ -factors(gt) *etc.* and is not relevant to the choice of reflections for refinement.  $R$ -factors based on  $F^2$  are statistically about twice as large as those based on  $F$ , and  $R$ -factors based on ALL data will be even larger.

*Fractional atomic coordinates and isotropic or equivalent isotropic displacement parameters ( $\text{\AA}^2$ )*

|     | <i>x</i>     | <i>y</i>     | <i>z</i>      | $U_{\text{iso}}^*/U_{\text{eq}}$ |
|-----|--------------|--------------|---------------|----------------------------------|
| Li1 | 0.3460 (2)   | -0.0347 (4)  | 0.00559 (15)  | 0.0214 (5)                       |
| O1  | 0.31626 (9)  | 0.20781 (19) | -0.06478 (8)  | 0.0316 (3)                       |
| O2  | 0.22276 (8)  | 0.47559 (18) | -0.13303 (6)  | 0.0222 (2)                       |
| O3  | 0.16743 (13) | 0.2577 (2)   | 0.01240 (7)   | 0.0398 (4)                       |
| O4  | 0.10533 (8)  | 0.52447 (19) | -0.06874 (6)  | 0.0215 (2)                       |
| C1  | 0.24614 (12) | 0.3388 (2)   | -0.07979 (9)  | 0.0216 (3)                       |
| C2  | 0.16898 (13) | 0.3664 (3)   | -0.03845 (8)  | 0.0225 (3)                       |
| B1  | 0.13278 (13) | 0.6151 (3)   | -0.13039 (9)  | 0.0197 (3)                       |
| F1  | 0.15911 (8)  | 0.84008 (16) | -0.12160 (6)  | 0.0318 (2)                       |
| F2  | 0.05644 (8)  | 0.58017 (19) | -0.18987 (5)  | 0.0320 (2)                       |
| S1  | 0.53657 (3)  | 0.23623 (5)  | 0.095635 (17) | 0.01352 (8)                      |
| O5  | 0.45522 (9)  | 0.07304 (19) | 0.08378 (6)   | 0.0241 (2)                       |
| O6  | 0.58816 (8)  | 0.25394 (17) | 0.04173 (5)   | 0.0185 (2)                       |
| C3  | 0.49317 (12) | 0.5049 (2)   | 0.11463 (8)   | 0.0192 (3)                       |
| H3A | 0.5342 (17)  | 0.620 (4)    | 0.1003 (11)   | 0.037 (6)*                       |
| H3B | 0.4301 (16)  | 0.517 (3)    | 0.0880 (11)   | 0.029 (5)*                       |
| C4  | 0.50818 (13) | 0.4926 (3)   | 0.19321 (8)   | 0.0234 (3)                       |
| H4A | 0.4597 (15)  | 0.390 (3)    | 0.2058 (10)   | 0.025 (5)*                       |
| H4B | 0.4995 (18)  | 0.640 (4)    | 0.2119 (13)   | 0.048 (7)*                       |
| C5  | 0.61283 (13) | 0.3906 (3)   | 0.22363 (9)   | 0.0253 (3)                       |
| H5A | 0.6587 (17)  | 0.502 (4)    | 0.2182 (12)   | 0.038 (6)*                       |
| H5B | 0.6283 (16)  | 0.349 (4)    | 0.2732 (11)   | 0.029 (5)*                       |
| C6  | 0.62066 (13) | 0.1822 (3)   | 0.17993 (8)   | 0.0204 (3)                       |
| H6A | 0.5960 (16)  | 0.054 (4)    | 0.1967 (11)   | 0.033 (6)*                       |
| H6B | 0.6831 (15)  | 0.159 (3)    | 0.1732 (10)   | 0.020 (5)*                       |

|      |              |               |               |             |
|------|--------------|---------------|---------------|-------------|
| S2   | 0.22934 (3)  | -0.23755 (5)  | 0.111283 (18) | 0.01444 (8) |
| O7   | 0.27513 (8)  | -0.22574 (17) | 0.05399 (6)   | 0.0193 (2)  |
| O8   | 0.25996 (9)  | -0.42689 (18) | 0.15829 (6)   | 0.0234 (2)  |
| C7   | 0.09674 (12) | -0.2291 (3)   | 0.08044 (9)   | 0.0203 (3)  |
| H7A  | 0.0718 (15)  | -0.376 (4)    | 0.0698 (11)   | 0.031 (5)*  |
| H7B  | 0.0845 (16)  | -0.138 (4)    | 0.0414 (12)   | 0.037 (6)*  |
| C8   | 0.06790 (13) | -0.1165 (3)   | 0.14076 (10)  | 0.0263 (3)  |
| H8A  | -0.0049 (15) | -0.066 (3)    | 0.1276 (10)   | 0.024 (5)*  |
| H8B  | 0.0803 (18)  | -0.232 (4)    | 0.1822 (13)   | 0.041 (6)*  |
| C9   | 0.13774 (13) | 0.0881 (3)    | 0.16254 (10)  | 0.0251 (3)  |
| H9A  | 0.1127 (17)  | 0.211 (4)     | 0.1286 (12)   | 0.032 (6)*  |
| H9B  | 0.1384 (16)  | 0.142 (4)     | 0.2075 (12)   | 0.034 (6)*  |
| C10  | 0.24416 (12) | 0.0200 (2)    | 0.16109 (8)   | 0.0197 (3)  |
| H10A | 0.2745 (14)  | 0.127 (3)     | 0.1391 (10)   | 0.022 (5)*  |
| H10B | 0.2877 (16)  | -0.014 (4)    | 0.2038 (12)   | 0.032 (5)*  |

*Atomic displacement parameters (Å<sup>2</sup>)*

|     | $U^{11}$     | $U^{22}$     | $U^{33}$     | $U^{12}$      | $U^{13}$     | $U^{23}$      |
|-----|--------------|--------------|--------------|---------------|--------------|---------------|
| Li1 | 0.0245 (13)  | 0.0185 (11)  | 0.0241 (13)  | -0.0036 (10)  | 0.0115 (11)  | -0.0014 (10)  |
| O1  | 0.0206 (6)   | 0.0172 (5)   | 0.0517 (8)   | 0.0016 (4)    | 0.0012 (6)   | 0.0037 (5)    |
| O2  | 0.0217 (5)   | 0.0197 (5)   | 0.0279 (6)   | 0.0022 (4)    | 0.0115 (5)   | 0.0050 (4)    |
| O3  | 0.0674 (10)  | 0.0299 (7)   | 0.0198 (6)   | -0.0123 (6)   | 0.0080 (6)   | 0.0062 (5)    |
| O4  | 0.0223 (5)   | 0.0235 (5)   | 0.0206 (5)   | -0.0022 (4)   | 0.0092 (4)   | -0.0007 (4)   |
| C1  | 0.0183 (7)   | 0.0144 (6)   | 0.0283 (8)   | -0.0032 (5)   | 0.0004 (6)   | 0.0010 (5)    |
| C2  | 0.0298 (8)   | 0.0184 (6)   | 0.0165 (7)   | -0.0073 (6)   | 0.0016 (6)   | 0.0005 (5)    |
| B1  | 0.0193 (8)   | 0.0188 (7)   | 0.0224 (8)   | 0.0026 (6)    | 0.0082 (6)   | 0.0040 (6)    |
| F1  | 0.0331 (6)   | 0.0168 (4)   | 0.0491 (7)   | 0.0030 (4)    | 0.0175 (5)   | 0.0069 (4)    |
| F2  | 0.0305 (6)   | 0.0384 (6)   | 0.0221 (5)   | 0.0087 (4)    | -0.0011 (4)  | 0.0059 (4)    |
| S1  | 0.01483 (16) | 0.01248 (13) | 0.01344 (14) | -0.00014 (11) | 0.00423 (11) | -0.00114 (11) |
| O5  | 0.0250 (6)   | 0.0234 (5)   | 0.0240 (6)   | -0.0105 (4)   | 0.0068 (5)   | -0.0052 (4)   |
| O6  | 0.0216 (5)   | 0.0192 (5)   | 0.0169 (5)   | 0.0028 (4)    | 0.0091 (4)   | -0.0002 (4)   |
| C3  | 0.0222 (7)   | 0.0164 (6)   | 0.0201 (7)   | 0.0047 (5)    | 0.0074 (6)   | -0.0004 (5)   |
| C4  | 0.0276 (8)   | 0.0245 (7)   | 0.0208 (7)   | -0.0014 (6)   | 0.0112 (6)   | -0.0066 (6)   |
| C5  | 0.0260 (8)   | 0.0327 (8)   | 0.0166 (7)   | -0.0059 (7)   | 0.0050 (6)   | -0.0040 (6)   |
| C6  | 0.0199 (7)   | 0.0229 (7)   | 0.0179 (7)   | 0.0026 (6)    | 0.0042 (6)   | 0.0060 (5)    |
| S2  | 0.01413 (16) | 0.01212 (14) | 0.01752 (15) | -0.00119 (11) | 0.00510 (12) | 0.00011 (11)  |
| O7  | 0.0180 (5)   | 0.0190 (5)   | 0.0235 (5)   | -0.0017 (4)   | 0.0100 (4)   | 0.0003 (4)    |
| O8  | 0.0293 (6)   | 0.0155 (5)   | 0.0251 (6)   | 0.0019 (4)    | 0.0068 (5)   | 0.0050 (4)    |
| C7  | 0.0147 (6)   | 0.0226 (7)   | 0.0252 (7)   | -0.0035 (5)   | 0.0081 (6)   | -0.0056 (6)   |
| C8  | 0.0258 (9)   | 0.0243 (7)   | 0.0338 (9)   | -0.0026 (6)   | 0.0168 (7)   | -0.0060 (6)   |
| C9  | 0.0302 (9)   | 0.0205 (7)   | 0.0291 (8)   | -0.0026 (6)   | 0.0158 (7)   | -0.0067 (6)   |
| C10 | 0.0234 (7)   | 0.0148 (6)   | 0.0192 (7)   | -0.0041 (5)   | 0.0031 (6)   | -0.0018 (5)   |

*Geometric parameters (Å, °)*

|        |           |        |          |
|--------|-----------|--------|----------|
| Li1—O7 | 1.922 (3) | C4—H4A | 0.99 (2) |
| Li1—O5 | 1.959 (3) | C4—H4B | 0.97 (3) |

|                        |             |            |             |
|------------------------|-------------|------------|-------------|
| Li1—O1                 | 1.966 (3)   | C5—C6      | 1.527 (2)   |
| Li1—O6 <sup>i</sup>    | 1.969 (3)   | C5—H5A     | 0.94 (2)    |
| O1—C1                  | 1.2144 (19) | C5—H5B     | 0.98 (2)    |
| O2—C1                  | 1.3014 (19) | C6—H6A     | 0.93 (2)    |
| O2—B1                  | 1.510 (2)   | C6—H6B     | 0.925 (19)  |
| O3—C2                  | 1.2053 (19) | S2—O8      | 1.4443 (11) |
| O4—C2                  | 1.312 (2)   | S2—O7      | 1.4559 (11) |
| O4—B1                  | 1.485 (2)   | S2—C7      | 1.7758 (16) |
| C1—C2                  | 1.532 (2)   | S2—C10     | 1.7945 (15) |
| B1—F2                  | 1.372 (2)   | C7—C8      | 1.522 (2)   |
| B1—F1                  | 1.373 (2)   | C7—H7A     | 0.94 (2)    |
| S1—O6                  | 1.4521 (11) | C7—H7B     | 0.92 (2)    |
| S1—O5                  | 1.4530 (11) | C8—C9      | 1.534 (2)   |
| S1—C3                  | 1.7719 (14) | C8—H8A     | 1.02 (2)    |
| S1—C6                  | 1.7929 (16) | C8—H8B     | 1.05 (2)    |
| O6—Li1 <sup>i</sup>    | 1.969 (3)   | C9—C10     | 1.541 (2)   |
| C3—C4                  | 1.526 (2)   | C9—H9A     | 0.99 (2)    |
| C3—H3A                 | 0.98 (2)    | C9—H9B     | 0.95 (2)    |
| C3—H3B                 | 0.89 (2)    | C10—H10A   | 0.933 (19)  |
| C4—C5                  | 1.536 (2)   | C10—H10B   | 0.92 (2)    |
| O7—Li1—O5              | 100.44 (13) | C6—C5—H5A  | 109.7 (14)  |
| O7—Li1—O1              | 138.48 (16) | C4—C5—H5A  | 106.3 (14)  |
| O5—Li1—O1              | 107.32 (13) | C6—C5—H5B  | 110.0 (13)  |
| O7—Li1—O6 <sup>i</sup> | 103.16 (13) | C4—C5—H5B  | 114.6 (12)  |
| O5—Li1—O6 <sup>i</sup> | 103.55 (14) | H5A—C5—H5B | 108.8 (18)  |
| O1—Li1—O6 <sup>i</sup> | 99.66 (13)  | C5—C6—S1   | 105.21 (11) |
| C1—O1—Li1              | 129.39 (15) | C5—C6—H6A  | 110.8 (13)  |
| C1—O2—B1               | 109.35 (12) | S1—C6—H6A  | 105.9 (13)  |
| C2—O4—B1               | 110.03 (12) | C5—C6—H6B  | 114.9 (12)  |
| O1—C1—O2               | 126.71 (16) | S1—C6—H6B  | 106.6 (12)  |
| O1—C1—C2               | 124.62 (15) | H6A—C6—H6B | 112.7 (18)  |
| O2—C1—C2               | 108.66 (13) | O8—S2—O7   | 115.66 (7)  |
| O3—C2—O4               | 126.78 (18) | O8—S2—C7   | 109.79 (8)  |
| O3—C2—C1               | 125.12 (16) | O7—S2—C7   | 111.29 (7)  |
| O4—C2—C1               | 108.09 (13) | O8—S2—C10  | 108.96 (7)  |
| F2—B1—F1               | 111.75 (13) | O7—S2—C10  | 112.75 (7)  |
| F2—B1—O4               | 110.44 (13) | C7—S2—C10  | 96.78 (7)   |
| F1—B1—O4               | 111.20 (13) | S2—O7—Li1  | 144.93 (11) |
| F2—B1—O2               | 109.78 (13) | C8—C7—S2   | 102.27 (11) |
| F1—B1—O2               | 109.62 (13) | C8—C7—H7A  | 115.0 (13)  |
| O4—B1—O2               | 103.76 (12) | S2—C7—H7A  | 109.7 (13)  |
| O6—S1—O5               | 116.62 (7)  | C8—C7—H7B  | 112.9 (14)  |
| O6—S1—C3               | 111.18 (7)  | S2—C7—H7B  | 104.0 (14)  |
| O5—S1—C3               | 109.29 (8)  | H7A—C7—H7B | 112.0 (19)  |
| O6—S1—C6               | 112.38 (7)  | C7—C8—C9   | 106.42 (13) |
| O5—S1—C6               | 108.18 (7)  | C7—C8—H8A  | 112.5 (11)  |
| C3—S1—C6               | 97.48 (8)   | C9—C8—H8A  | 110.6 (11)  |

|                            |              |                            |              |
|----------------------------|--------------|----------------------------|--------------|
| S1—O5—Li1                  | 137.86 (11)  | C7—C8—H8B                  | 108.6 (13)   |
| S1—O6—Li1 <sup>i</sup>     | 134.30 (10)  | C9—C8—H8B                  | 109.5 (13)   |
| C4—C3—S1                   | 102.68 (10)  | H8A—C8—H8B                 | 109.1 (17)   |
| C4—C3—H3A                  | 114.1 (13)   | C8—C9—C10                  | 109.02 (13)  |
| S1—C3—H3A                  | 107.2 (13)   | C8—C9—H9A                  | 107.7 (13)   |
| C4—C3—H3B                  | 116.6 (13)   | C10—C9—H9A                 | 109.7 (13)   |
| S1—C3—H3B                  | 106.4 (13)   | C8—C9—H9B                  | 111.8 (13)   |
| H3A—C3—H3B                 | 108.9 (18)   | C10—C9—H9B                 | 110.2 (13)   |
| C3—C4—C5                   | 105.72 (13)  | H9A—C9—H9B                 | 108.4 (18)   |
| C3—C4—H4A                  | 112.4 (12)   | C9—C10—S2                  | 105.47 (10)  |
| C5—C4—H4A                  | 107.4 (12)   | C9—C10—H10A                | 113.2 (12)   |
| C3—C4—H4B                  | 110.9 (14)   | S2—C10—H10A                | 108.0 (12)   |
| C5—C4—H4B                  | 113.9 (14)   | C9—C10—H10B                | 115.4 (13)   |
| H4A—C4—H4B                 | 106.6 (18)   | S2—C10—H10B                | 105.9 (13)   |
| C6—C5—C4                   | 107.33 (13)  | H10A—C10—H10B              | 108.4 (18)   |
| O7—Li1—O1—C1               | 24.4 (3)     | C3—S1—O6—Li1 <sup>i</sup>  | -179.61 (15) |
| O5—Li1—O1—C1               | -105.29 (18) | C6—S1—O6—Li1 <sup>i</sup>  | 72.30 (16)   |
| O6 <sup>i</sup> —Li1—O1—C1 | 147.13 (16)  | O6—S1—C3—C4                | -143.40 (10) |
| Li1—O1—C1—O2               | -169.91 (15) | O5—S1—C3—C4                | 86.46 (12)   |
| Li1—O1—C1—C2               | 9.1 (3)      | C6—S1—C3—C4                | -25.83 (12)  |
| B1—O2—C1—O1                | -177.70 (15) | S1—C3—C4—C5                | 44.85 (14)   |
| B1—O2—C1—C2                | 3.12 (16)    | C3—C4—C5—C6                | -47.70 (17)  |
| B1—O4—C2—O3                | -179.29 (16) | C4—C5—C6—S1                | 27.11 (16)   |
| B1—O4—C2—C1                | -0.31 (16)   | O6—S1—C6—C5                | 116.13 (11)  |
| O1—C1—C2—O3                | -2.0 (3)     | O5—S1—C6—C5                | -113.69 (12) |
| O2—C1—C2—O3                | 177.15 (15)  | C3—S1—C6—C5                | -0.49 (13)   |
| O1—C1—C2—O4                | 178.94 (15)  | O8—S2—O7—Li1               | -128.77 (19) |
| O2—C1—C2—O4                | -1.86 (17)   | C7—S2—O7—Li1               | 105.0 (2)    |
| C2—O4—B1—F2                | 119.62 (14)  | C10—S2—O7—Li1              | -2.5 (2)     |
| C2—O4—B1—F1                | -115.73 (14) | O5—Li1—O7—S2               | 52.0 (2)     |
| C2—O4—B1—O2                | 2.03 (16)    | O1—Li1—O7—S2               | -79.7 (3)    |
| C1—O2—B1—F2                | -121.27 (14) | O6 <sup>i</sup> —Li1—O7—S2 | 158.69 (13)  |
| C1—O2—B1—F1                | 115.62 (14)  | O8—S2—C7—C8                | 80.33 (12)   |
| C1—O2—B1—O4                | -3.23 (16)   | O7—S2—C7—C8                | -150.31 (10) |
| O6—S1—O5—Li1               | -38.91 (18)  | C10—S2—C7—C8               | -32.65 (12)  |
| C3—S1—O5—Li1               | 88.21 (17)   | S2—C7—C8—C9                | 45.93 (16)   |
| C6—S1—O5—Li1               | -166.71 (16) | C7—C8—C9—C10               | -41.02 (19)  |
| O7—Li1—O5—S1               | -172.88 (11) | C8—C9—C10—S2               | 16.08 (17)   |
| O1—Li1—O5—S1               | -24.1 (2)    | O8—S2—C10—C9               | -103.64 (12) |
| O6 <sup>i</sup> —Li1—O5—S1 | 80.71 (19)   | O7—S2—C10—C9               | 126.54 (11)  |
| O5—S1—O6—Li1 <sup>i</sup>  | -53.42 (17)  | C7—S2—C10—C9               | 10.02 (12)   |

Symmetry code: (i)  $-x+1, -y, -z$ .