

Acta Crystallographica Section E

Structure Reports

Online

ISSN 1600-5368

cis-Bis[1,1-dibenzyl-3-[(furan-2-yl)-carbonyl]thioureato- κ^2 O,S]nickel(II)

Hiram Pérez,^{a*} Cecilia C. P. da Silva,^b Ana M. Plutín,^c
Carlos A. de Simone^b and Javier Ellena^b

^aDepartamento de Química Inorgánica, Facultad de Química, Universidad de la Habana, Habana 10400, Cuba, ^bGrupo de Cristalografía, Instituto de Física de São Carlos, Universidade de São Paulo, São Carlos, Brazil, and ^cLaboratorio de Síntesis Orgánica, Facultad de Química, Universidad de la Habana, Habana 10400, Cuba
Correspondence e-mail: hperez@fq.uh.cu

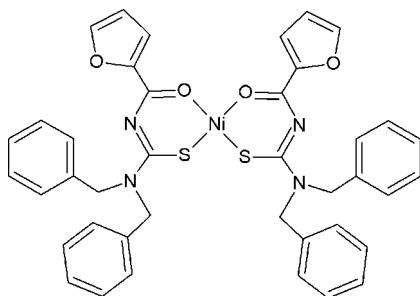
Received 21 March 2011; accepted 22 March 2011

Key indicators: single-crystal X-ray study; $T = 293$ K; mean $\sigma(\text{C}-\text{C}) = 0.004$ Å; R factor = 0.039; wR factor = 0.106; data-to-parameter ratio = 16.6.

In the title compound, $[\text{Ni}(\text{C}_{20}\text{H}_{17}\text{N}_2\text{O}_2\text{S})_2]$, the Ni^{II} atom is coordinated by the S and O atoms of two 1,1-dibenzyl-3-[(furan-2-yl)carbonyl]thioureate ligands in a distorted square-planar geometry. The two O and two S atoms are mutually *cis* to each other. The Ni–S and Ni–O bond lengths lie within the range of those found in related structures. The dihedral angle between the planes of the two chelating rings is 20.33 (6)°.

Related literature

For general background to transition metal complexes with *N*-acyl disubstituted thioureas, see: Arslan *et al.* (2003). For details of the synthesis, see: Nagasawa & Mitsunobu (1981). For related structures, see: Binzet *et al.* (2009); Ozer *et al.* (2009); Pérez *et al.* (2009).



Experimental

Crystal data

 $[\text{Ni}(\text{C}_{20}\text{H}_{17}\text{N}_2\text{O}_2\text{S})_2]$
 $M_r = 757.54$

Monoclinic, $P2_1/n$
 $a = 18.7260$ (4) Å
 $b = 10.8430$ (2) Å
 $c = 19.6490$ (5) Å
 $\beta = 114.628$ (1)°
 $V = 3626.72$ (14) Å³

$Z = 4$
Mo $K\alpha$ radiation
 $\mu = 0.70$ mm⁻¹
 $T = 293$ K
 $0.38 \times 0.27 \times 0.19$ mm

Data collection

Nonius KappaCCD diffractometer
Absorption correction: Gaussian
(Coppens *et al.*, 1965)
 $T_{\text{min}} = 0.779$, $T_{\text{max}} = 0.886$

28443 measured reflections
7636 independent reflections
6155 reflections with $I > 2\sigma(I)$
 $R_{\text{int}} = 0.058$

Refinement

$R[F^2 > 2\sigma(F^2)] = 0.039$
 $wR(F^2) = 0.106$
 $S = 1.09$
7636 reflections

460 parameters
H-atom parameters constrained
 $\Delta\rho_{\text{max}} = 0.30$ e Å⁻³
 $\Delta\rho_{\text{min}} = -0.55$ e Å⁻³

Table 1

Selected bond lengths (Å).

Ni–O2	1.8645 (14)	Ni–S1	2.1392 (6)
Ni–O1	1.8664 (13)	Ni–S2	2.1444 (5)

Data collection: *COLLECT* (Enraf–Nonius, 2000); cell refinement: *SCALEPACK* (Otwinowski & Minor, 1997); data reduction: *DENZO* (Otwinowski & Minor, 1997) and *SCALEPACK*; program(s) used to solve structure: *SHELXS97* (Sheldrick, 2008); program(s) used to refine structure: *SHELXL97* (Sheldrick, 2008); molecular graphics: *ORTEP-3 for Windows* (Farrugia, 1997) and *Mercury* (Macrae *et al.*, 2006); software used to prepare material for publication: *WinGX* (Farrugia, 1999).

The authors thank the Grupo de Cristalografía, IFSC, USP, Brazil for allowing the X-ray data collection and acknowledge financial support from the PhD Cooperative Program - ICTP/CLAF.

Supplementary data and figures for this paper are available from the IUCr electronic archives (Reference: BT5498).

References

- Arslan, H., Flörke, U. & Külcü, N. (2003). *Transition Met. Chem.* **28**, 816–819.
Binzet, G., Külcü, N., Flörke, U. & Arslan, H. (2009). *J. Coord. Chem.* **62**, 21, 3454–3462.
Coppens, P., Leiserowitz, L. & Rabinovich, D. (1965). *Acta Cryst.* **18**, 1035–1038.
Enraf–Nonius (2000). *COLLECT*. Enraf–Nonius, Delft, The Netherlands.
Farrugia, L. J. (1997). *J. Appl. Cryst.* **30**, 565.
Farrugia, L. J. (1999). *J. Appl. Cryst.* **32**, 837–838.
Macrae, C. F., Edgington, P. R., McCabe, P., Pidcock, E., Shields, G. P., Taylor, R., Towler, M. & van de Streek, J. (2006). *J. Appl. Cryst.* **39**, 453–457.
Nagasawa, H. & Mitsunobu, O. (1981). *Bull. Chem. Soc. Jpn.* **54**, 2223–2224.
Otwinowski, Z. & Minor, W. (1997). *Methods in Enzymology*, Vol. 276, *Macromolecular Crystallography*, Part A, edited by C. W. Carter Jr & R. M. Sweet, pp. 307–326. New York: Academic Press.
Ozer, C. K., Arslan, H., Vanderveer, D. & Binzet, G. (2009). *J. Coord. Chem.* **62**, 20, 266–276.
Pérez, H., Corrêa, R. S., Plutín, A. M., Calderón, O. & Duque, J. (2009). *Acta Cryst.* **E65**, m242.
Sheldrick, G. M. (2008). *Acta Cryst.* **A64**, 112–122.

supporting information

Acta Cryst. (2011). E67, m504 [doi:10.1107/S1600536811010749]

***cis*-Bis{1,1-dibenzyl-3-[(furan-2-yl)carbonyl]thioureato- κ^2 O,S}nickel(II)**

Hiram Pérez, Cecilia C. P. da Silva, Ana M. Plutín, Carlos A. de Simone and Javier Ellena

S1. Comment

N-Acyl-*N'*,*N'*-disubstituted thioureas are well known as chelating agents. Over recent years, many transition metal complexes with *N*-acyl disubstituted thioureas have been reported (Arslan *et al.*, 2003). During complex formation, the ligand is deprotonated, which results in a neutral complex with a six-membered ring chelating metal ion.

In the crystal structure of the title complex, the two furoylthiourea molecules adopt a *cis* conformation, bonded to the central Ni^{II} ion as shown in Fig. 1. The complex coordination geometry is distorted square-planar as reflected by angles O1–Ni–S2 [169.66 (5)°] and O2–Ni–S1 [170.09 (6)°]. The distance of nickel atom from the best plane through the coordination sphere is 0.0255 Å. The chelate ring systems, Ni–O1–C1–N2–C2–S1 and Ni–O2–C21–N3–C22–S2, are nearly planar with the largest deviations from the best plane being -0.149 (1)Å for S1 and -0.130 (2)Å for C22, respectively. The dihedral angle of 20.33 (6)° between these chelate planes indicates a strong distortion from square planarity towards tetrahedral geometry. By comparison, the corresponding O–N–S angles and dihedral angle for the diphenyl analog (Pérez *et al.*, 2009) are 176.26 (8)°, 176.87 (8)° and 5.74 (2)°, respectively. As result, the square-planar coordination geometry of the title molecule is significantly more distorted. The Ni–S and Ni–O bond lengths lie within the range of those found in the related structures (Binzet *et al.*, 2009, Ozer *et al.*, 2009). The bond lengths of the thio-carbonyl and carbonyl bonds are longer than the average for C=S and C=O, while the C–N bonds in the chelate rings are all shorter than the average for C–N single bond of about 1.48 Å. This indicate extensive electronic delocalization within the complex rings. Fig. 2 shows the arrangement of the complex molecules in the unit cell.

S2. Experimental

The 1,1-dibenzyl-3-[(furan-2-yl)carbonyl]thiourea ligand was prepared using the standard procedure previously reported in the literature (Nagasawa & Mitsunobu, 1981) by the reaction of furoyl chloride with KSCN in anhydrous acetone, and then condensation with dibenzylamine. To an ethanol solution (30 ml) containing the ligand (0.70 g, 2 mmol) was added an ethanol solution of Ni(CH₃COO)₂·4H₂O (0.25 g, 1 mmol). The solution was stirred at room temperature for 2 h, and at once a solution of NaOH (1 N) was added to adjust pH to the neutral value. The mixture was filtered and the filtrate was evaporated under reduced pressure to give a red solid, which was washed with acetone. Single crystals were obtained by slow evaporation of a chloroform/dichloromethane solution (1:1, v/v) of the complex.

S3. Refinement

H atoms were positioned geometrically and refined as riding atoms, with C–H = 0.93 Å and $U_{\text{iso}}(\text{H}) = 1.2U_{\text{eq}}(\text{C})$ for aromatic, and C–H = 0.97 Å and $1.5U_{\text{eq}}(\text{C})$ for methylene H atoms.

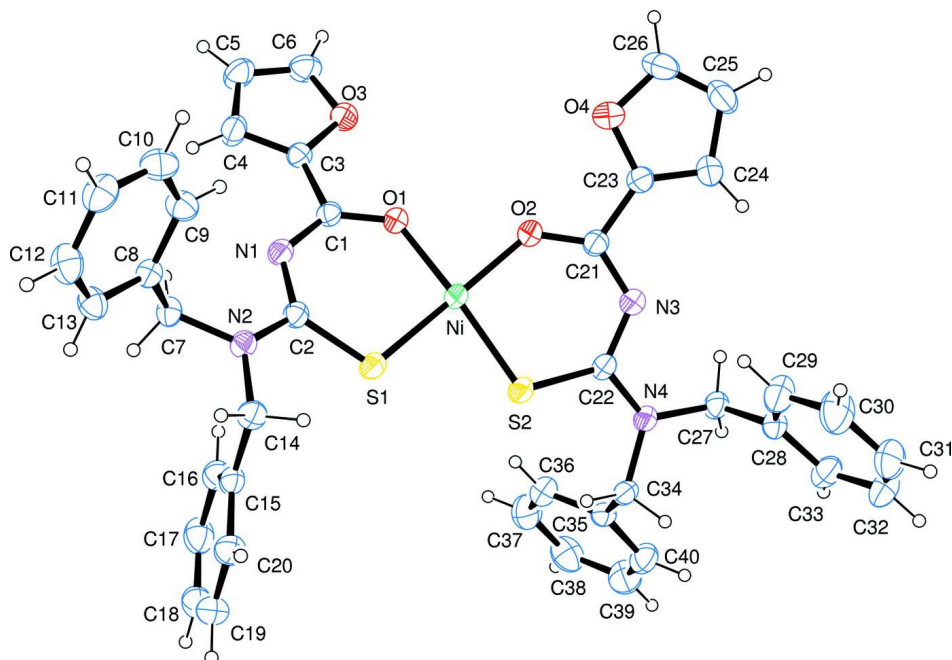


Figure 1

The molecular structure of title compound. Displacement ellipsoids are drawn at the 30% probability level.

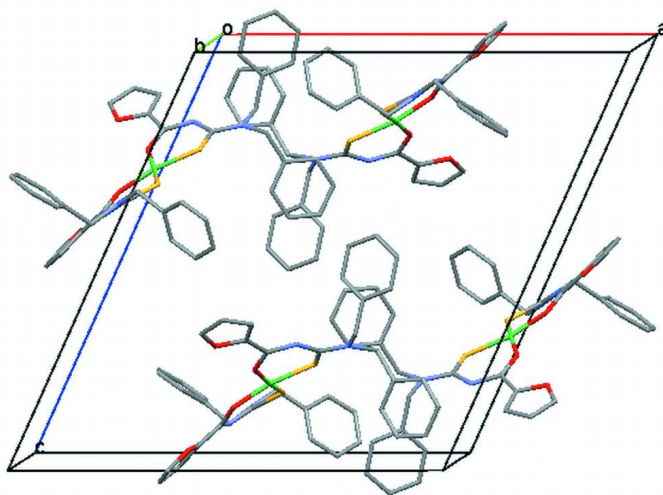


Figure 2

Crystal packing of title complex, viewed along [010]. H atoms have been omitted for clarity.

***cis*-Bis[1,1-dibenzyl-3-[(furan-2-yl)carbonyl]thioureato- κ^2O,S]nickel(II)**

Crystal data

[Ni(C₂₀H₁₇N₂O₂S)₂]

$M_r = 757.54$

Monoclinic, $P2_1/n$

Hall symbol: $-P\ 2_1n$

$a = 18.7260$ (4) Å

$b = 10.8430$ (2) Å

$c = 19.6490$ (5) Å

$\beta = 114.628$ (1)°

$V = 3626.72$ (14) Å³

$Z = 4$

$F(000) = 1576$
 $D_x = 1.387 \text{ Mg m}^{-3}$
 Mo $K\alpha$ radiation, $\lambda = 0.71073 \text{ \AA}$
 Cell parameters from 16796 reflections
 $\theta = 2.9\text{--}27.1^\circ$

$\mu = 0.70 \text{ mm}^{-1}$
 $T = 293 \text{ K}$
 Prism, blue
 $0.38 \times 0.27 \times 0.19 \text{ mm}$

Data collection

Nonius KappaCCD
 diffractometer
 Radiation source: Enraf Nonius FR590
 Graphite monochromator
 Detector resolution: 9 pixels mm^{-1}
 CCD rotation images, thick slices scans
 Absorption correction: gaussian
 (Coppens *et al.*, 1965)
 $T_{\min} = 0.779$, $T_{\max} = 0.886$

28443 measured reflections
 7636 independent reflections
 6155 reflections with $I > 2\sigma(I)$
 $R_{\text{int}} = 0.058$
 $\theta_{\max} = 27.1^\circ$, $\theta_{\min} = 3.0^\circ$
 $h = -23 \rightarrow 23$
 $k = -13 \rightarrow 11$
 $l = -22 \rightarrow 24$

Refinement

Refinement on F^2
 Least-squares matrix: full
 $R[F^2 > 2\sigma(F^2)] = 0.039$
 $wR(F^2) = 0.106$
 $S = 1.09$
 7636 reflections
 460 parameters
 0 restraints
 Primary atom site location: structure-invariant
 direct methods

Secondary atom site location: difference Fourier
 map
 Hydrogen site location: inferred from
 neighbouring sites
 H-atom parameters constrained
 $w = 1/[\sigma^2(F_o^2) + (0.0504P)^2 + 0.7766P]$
 where $P = (F_o^2 + 2F_c^2)/3$
 $(\Delta/\sigma)_{\max} = 0.001$
 $\Delta\rho_{\max} = 0.30 \text{ e \AA}^{-3}$
 $\Delta\rho_{\min} = -0.55 \text{ e \AA}^{-3}$

Special details

Geometry. All s.u.'s (except the s.u. in the dihedral angle between two l.s. planes) are estimated using the full covariance matrix. The cell s.u.'s are taken into account individually in the estimation of s.u.'s in distances, angles and torsion angles; correlations between s.u.'s in cell parameters are only used when they are defined by crystal symmetry. An approximate (isotropic) treatment of cell s.u.'s is used for estimating s.u.'s involving l.s. planes.

Refinement. Refinement of F^2 against ALL reflections. The weighted R -factor wR and goodness of fit S are based on F^2 , conventional R -factors R are based on F , with F set to zero for negative F^2 . The threshold expression of $F^2 > 2\sigma(F^2)$ is used only for calculating R -factors(gt) *etc.* and is not relevant to the choice of reflections for refinement. R -factors based on F^2 are statistically about twice as large as those based on F , and R -factors based on ALL data will be even larger.

Fractional atomic coordinates and isotropic or equivalent isotropic displacement parameters (\AA^2)

	x	y	z	$U_{\text{iso}}^*/U_{\text{eq}}$
Ni	0.491462 (13)	0.08249 (2)	0.203939 (13)	0.04117 (9)
S1	0.45918 (4)	0.27092 (5)	0.17502 (4)	0.05827 (16)
S2	0.40661 (3)	0.08767 (5)	0.25086 (3)	0.05258 (14)
O1	0.54999 (8)	0.06931 (12)	0.14719 (8)	0.0473 (3)
O2	0.53333 (8)	-0.07065 (14)	0.24394 (9)	0.0540 (4)
O3	0.60150 (9)	-0.03183 (13)	0.05316 (9)	0.0580 (4)
O4	0.64021 (9)	-0.24664 (17)	0.30736 (10)	0.0699 (5)
N1	0.55377 (9)	0.26690 (14)	0.09920 (9)	0.0430 (3)
N2	0.52359 (9)	0.45372 (15)	0.13379 (9)	0.0419 (3)
N3	0.45963 (9)	-0.14303 (15)	0.30784 (9)	0.0451 (4)
N4	0.34078 (9)	-0.08247 (14)	0.30160 (9)	0.0427 (4)

C1	0.56213 (10)	0.14477 (17)	0.10394 (10)	0.0405 (4)
C2	0.51798 (10)	0.33035 (17)	0.13450 (10)	0.0407 (4)
C3	0.59370 (11)	0.09342 (17)	0.05366 (11)	0.0421 (4)
C4	0.61673 (14)	0.1442 (2)	0.00348 (13)	0.0581 (5)
H4	0.6167	0.2277	-0.0075	0.07*
C5	0.64091 (15)	0.0458 (2)	-0.02934 (14)	0.0653 (6)
H5	0.6604	0.0521	-0.0657	0.078*
C6	0.63044 (15)	-0.0570 (2)	0.00174 (14)	0.0623 (6)
H6	0.6414	-0.1358	-0.01	0.075*
C7	0.56076 (11)	0.51742 (18)	0.09058 (10)	0.0428 (4)
H7A	0.5256	0.5819	0.061	0.051*
H7B	0.5668	0.4589	0.056	0.051*
C8	0.63963 (11)	0.57404 (17)	0.13665 (10)	0.0415 (4)
C9	0.70500 (12)	0.5013 (2)	0.17242 (12)	0.0543 (5)
H9	0.6996	0.416	0.1713	0.065*
C10	0.77852 (13)	0.5534 (2)	0.21001 (14)	0.0639 (6)
H10	0.8223	0.5034	0.234	0.077*
C11	0.78655 (13)	0.6796 (3)	0.21171 (13)	0.0650 (6)
H11	0.836	0.715	0.2364	0.078*
C12	0.72184 (14)	0.7536 (2)	0.17704 (14)	0.0637 (6)
H12	0.7273	0.8389	0.1787	0.076*
C13	0.64831 (12)	0.70070 (19)	0.13954 (12)	0.0529 (5)
H13	0.6045	0.7508	0.1162	0.063*
C14	0.48762 (12)	0.53554 (18)	0.17003 (11)	0.0475 (4)
H14A	0.519	0.6099	0.1858	0.057*
H14B	0.4893	0.4951	0.2147	0.057*
C15	0.40373 (12)	0.57173 (17)	0.12178 (12)	0.0460 (4)
C16	0.35972 (12)	0.5213 (2)	0.05261 (12)	0.0538 (5)
H16	0.3815	0.4608	0.0335	0.065*
C17	0.28272 (15)	0.5602 (3)	0.01087 (16)	0.0717 (7)
H17	0.2536	0.5266	-0.0362	0.086*
C18	0.24990 (16)	0.6483 (3)	0.0393 (2)	0.0835 (9)
H18	0.1984	0.674	0.0117	0.1*
C19	0.29335 (18)	0.6984 (3)	0.1087 (2)	0.0778 (8)
H19	0.2712	0.7578	0.1281	0.093*
C20	0.36927 (15)	0.6610 (2)	0.14927 (15)	0.0622 (6)
H20	0.3983	0.6958	0.196	0.075*
C21	0.51974 (11)	-0.14077 (18)	0.28856 (10)	0.0427 (4)
C22	0.40345 (11)	-0.05635 (17)	0.28756 (10)	0.0413 (4)
C23	0.57549 (11)	-0.2412 (2)	0.32215 (11)	0.0484 (5)
C24	0.57399 (15)	-0.3381 (2)	0.36413 (13)	0.0627 (6)
H24	0.5358	-0.3555	0.3814	0.075*
C25	0.64210 (18)	-0.4084 (3)	0.37688 (16)	0.0794 (8)
H25	0.6575	-0.481	0.4043	0.095*
C26	0.67957 (16)	-0.3504 (3)	0.34200 (17)	0.0831 (8)
H26	0.7265	-0.377	0.3413	0.1*
C27	0.33271 (12)	-0.20135 (18)	0.33465 (11)	0.0472 (4)
H27A	0.3679	-0.2612	0.3283	0.057*

H27B	0.2794	-0.2315	0.308	0.057*
C28	0.35100 (12)	-0.19020 (18)	0.41685 (11)	0.0480 (4)
C29	0.42288 (15)	-0.1481 (3)	0.46681 (14)	0.0724 (7)
H29	0.4602	-0.1243	0.4497	0.087*
C30	0.44037 (19)	-0.1406 (4)	0.54257 (16)	0.0917 (9)
H30	0.489	-0.1107	0.5758	0.11*
C31	0.3866 (2)	-0.1768 (3)	0.56872 (15)	0.0846 (8)
H31	0.3987	-0.1723	0.6196	0.101*
C32	0.31511 (19)	-0.2196 (3)	0.52005 (16)	0.0800 (8)
H32	0.2785	-0.2444	0.5378	0.096*
C33	0.29656 (15)	-0.2262 (2)	0.44355 (14)	0.0649 (6)
H33	0.2475	-0.255	0.4105	0.078*
C34	0.27511 (11)	0.00250 (18)	0.28685 (11)	0.0458 (4)
H34A	0.2919	0.0857	0.2827	0.055*
H34B	0.2607	0.0006	0.3289	0.055*
C35	0.20404 (11)	-0.02923 (18)	0.21620 (11)	0.0450 (4)
C36	0.20390 (14)	-0.0134 (2)	0.14626 (13)	0.0603 (6)
H36	0.2484	0.017	0.1423	0.072*
C37	0.13797 (17)	-0.0426 (3)	0.08225 (15)	0.0767 (7)
H37	0.1384	-0.0317	0.0355	0.092*
C38	0.07181 (17)	-0.0875 (3)	0.08736 (17)	0.0780 (8)
H38	0.0275	-0.107	0.0442	0.094*
C39	0.07148 (15)	-0.1035 (3)	0.15642 (17)	0.0774 (7)
H39	0.0269	-0.1343	0.1601	0.093*
C40	0.13681 (14)	-0.0741 (2)	0.22024 (15)	0.0626 (6)
H40	0.1357	-0.0846	0.2668	0.075*

Atomic displacement parameters (Å²)

	U^{11}	U^{22}	U^{33}	U^{12}	U^{13}	U^{23}
Ni	0.03816 (14)	0.04489 (15)	0.04528 (16)	-0.00023 (9)	0.02215 (11)	0.00586 (10)
S1	0.0690 (3)	0.0462 (3)	0.0836 (4)	0.0072 (2)	0.0556 (3)	0.0105 (3)
S2	0.0562 (3)	0.0446 (3)	0.0736 (4)	0.0032 (2)	0.0436 (3)	0.0100 (2)
O1	0.0487 (7)	0.0472 (7)	0.0543 (8)	0.0060 (6)	0.0297 (7)	0.0107 (6)
O2	0.0510 (8)	0.0584 (9)	0.0628 (9)	0.0103 (6)	0.0338 (7)	0.0196 (7)
O3	0.0706 (10)	0.0444 (8)	0.0732 (10)	0.0086 (7)	0.0439 (8)	0.0062 (7)
O4	0.0584 (9)	0.0785 (11)	0.0826 (12)	0.0178 (8)	0.0391 (9)	0.0175 (9)
N1	0.0437 (8)	0.0431 (8)	0.0473 (9)	-0.0015 (7)	0.0240 (7)	0.0010 (7)
N2	0.0427 (8)	0.0418 (8)	0.0434 (8)	-0.0037 (6)	0.0202 (7)	-0.0024 (6)
N3	0.0449 (8)	0.0464 (9)	0.0481 (9)	0.0007 (7)	0.0233 (7)	0.0034 (7)
N4	0.0454 (8)	0.0411 (8)	0.0485 (9)	-0.0013 (6)	0.0263 (7)	0.0037 (7)
C1	0.0336 (8)	0.0457 (10)	0.0423 (10)	-0.0013 (7)	0.0160 (8)	0.0032 (8)
C2	0.0388 (9)	0.0436 (10)	0.0394 (9)	-0.0013 (7)	0.0160 (8)	0.0015 (8)
C3	0.0395 (9)	0.0404 (10)	0.0487 (11)	0.0000 (7)	0.0206 (8)	0.0019 (8)
C4	0.0750 (14)	0.0520 (12)	0.0632 (14)	-0.0024 (11)	0.0446 (12)	0.0032 (10)
C5	0.0773 (16)	0.0704 (15)	0.0661 (15)	0.0000 (12)	0.0478 (13)	-0.0058 (12)
C6	0.0677 (14)	0.0601 (14)	0.0692 (15)	0.0090 (11)	0.0384 (12)	-0.0090 (11)
C7	0.0430 (9)	0.0452 (10)	0.0378 (9)	-0.0056 (8)	0.0145 (8)	0.0024 (8)

C8	0.0408 (9)	0.0450 (10)	0.0390 (10)	-0.0036 (8)	0.0169 (8)	0.0004 (7)
C9	0.0483 (11)	0.0488 (11)	0.0607 (13)	0.0000 (9)	0.0177 (10)	-0.0017 (10)
C10	0.0408 (11)	0.0762 (16)	0.0655 (15)	0.0023 (10)	0.0132 (10)	-0.0016 (12)
C11	0.0485 (12)	0.0831 (17)	0.0576 (14)	-0.0205 (12)	0.0164 (11)	-0.0061 (12)
C12	0.0657 (14)	0.0516 (12)	0.0645 (14)	-0.0187 (11)	0.0177 (12)	-0.0018 (11)
C13	0.0513 (11)	0.0451 (11)	0.0558 (12)	-0.0041 (9)	0.0159 (10)	0.0033 (9)
C14	0.0545 (11)	0.0432 (10)	0.0479 (11)	-0.0028 (9)	0.0243 (9)	-0.0073 (8)
C15	0.0522 (11)	0.0392 (10)	0.0542 (12)	-0.0031 (8)	0.0296 (9)	0.0026 (8)
C16	0.0519 (11)	0.0547 (12)	0.0569 (13)	-0.0033 (9)	0.0245 (10)	0.0041 (10)
C17	0.0568 (13)	0.0806 (17)	0.0692 (16)	-0.0053 (12)	0.0180 (12)	0.0189 (13)
C18	0.0587 (14)	0.086 (2)	0.113 (2)	0.0181 (14)	0.0426 (17)	0.0433 (18)
C19	0.0799 (17)	0.0636 (15)	0.112 (2)	0.0207 (14)	0.0622 (18)	0.0204 (16)
C20	0.0729 (15)	0.0502 (12)	0.0766 (15)	0.0029 (11)	0.0440 (13)	-0.0004 (11)
C21	0.0415 (9)	0.0467 (10)	0.0406 (10)	-0.0008 (8)	0.0180 (8)	0.0007 (8)
C22	0.0442 (9)	0.0437 (10)	0.0416 (10)	-0.0039 (8)	0.0235 (8)	-0.0010 (8)
C23	0.0456 (10)	0.0560 (12)	0.0460 (11)	0.0051 (9)	0.0214 (9)	0.0032 (9)
C24	0.0737 (15)	0.0620 (14)	0.0599 (14)	0.0151 (11)	0.0353 (12)	0.0176 (11)
C25	0.095 (2)	0.0741 (17)	0.0690 (17)	0.0361 (15)	0.0340 (16)	0.0267 (13)
C26	0.0686 (16)	0.094 (2)	0.0869 (19)	0.0386 (15)	0.0327 (15)	0.0181 (16)
C27	0.0519 (11)	0.0422 (10)	0.0548 (12)	-0.0049 (8)	0.0296 (9)	0.0026 (8)
C28	0.0536 (11)	0.0435 (10)	0.0526 (11)	0.0001 (9)	0.0276 (9)	0.0072 (9)
C29	0.0638 (14)	0.096 (2)	0.0567 (14)	-0.0132 (14)	0.0248 (12)	0.0092 (13)
C30	0.0836 (19)	0.122 (3)	0.0550 (16)	-0.0111 (18)	0.0142 (14)	0.0108 (16)
C31	0.106 (2)	0.100 (2)	0.0527 (15)	0.0116 (18)	0.0377 (16)	0.0133 (14)
C32	0.097 (2)	0.094 (2)	0.0723 (18)	0.0048 (16)	0.0578 (17)	0.0112 (15)
C33	0.0686 (14)	0.0697 (15)	0.0710 (15)	-0.0074 (12)	0.0438 (13)	-0.0002 (12)
C34	0.0508 (10)	0.0452 (10)	0.0535 (11)	0.0010 (8)	0.0337 (9)	0.0007 (9)
C35	0.0479 (10)	0.0400 (10)	0.0540 (11)	0.0047 (8)	0.0281 (9)	0.0027 (8)
C36	0.0641 (13)	0.0669 (14)	0.0586 (13)	0.0011 (11)	0.0343 (11)	0.0053 (11)
C37	0.0829 (18)	0.0895 (19)	0.0533 (14)	0.0033 (15)	0.0240 (13)	0.0070 (13)
C38	0.0657 (16)	0.0734 (17)	0.0733 (18)	-0.0039 (13)	0.0077 (14)	0.0046 (13)
C39	0.0535 (13)	0.0853 (19)	0.088 (2)	-0.0106 (12)	0.0240 (14)	0.0065 (15)
C40	0.0557 (13)	0.0707 (15)	0.0687 (15)	-0.0070 (11)	0.0332 (12)	0.0066 (12)

Geometric parameters (Å, °)

Ni—O2	1.8645 (14)	C15—C16	1.375 (3)
Ni—O1	1.8664 (13)	C15—C20	1.391 (3)
Ni—S1	2.1392 (6)	C16—C17	1.394 (3)
Ni—S2	2.1444 (5)	C16—H16	0.93
S1—C2	1.7296 (18)	C17—C18	1.374 (4)
S2—C22	1.7314 (19)	C17—H17	0.93
O1—C1	1.267 (2)	C18—C19	1.376 (5)
O2—C21	1.264 (2)	C18—H18	0.93
O3—C6	1.359 (3)	C19—C20	1.370 (4)
O3—C3	1.366 (2)	C19—H19	0.93
O4—C23	1.360 (2)	C20—H20	0.93
O4—C26	1.361 (3)	C21—C23	1.462 (3)

N1—C1	1.332 (2)	C23—C24	1.343 (3)
N1—C2	1.338 (2)	C24—C25	1.416 (3)
N2—C2	1.342 (2)	C24—H24	0.93
N2—C14	1.465 (2)	C25—C26	1.326 (4)
N2—C7	1.475 (2)	C25—H25	0.93
N3—C21	1.329 (2)	C26—H26	0.93
N3—C22	1.342 (2)	C27—C28	1.510 (3)
N4—C22	1.343 (2)	C27—H27A	0.97
N4—C34	1.466 (2)	C27—H27B	0.97
N4—C27	1.479 (2)	C28—C29	1.372 (3)
C1—C3	1.457 (3)	C28—C33	1.383 (3)
C3—C4	1.348 (3)	C29—C30	1.387 (4)
C4—C5	1.415 (3)	C29—H29	0.93
C4—H4	0.93	C30—C31	1.366 (4)
C5—C6	1.325 (3)	C30—H30	0.93
C5—H5	0.93	C31—C32	1.361 (4)
C6—H6	0.93	C31—H31	0.93
C7—C8	1.504 (2)	C32—C33	1.397 (4)
C7—H7A	0.97	C32—H32	0.93
C7—H7B	0.97	C33—H33	0.93
C8—C9	1.377 (3)	C34—C35	1.509 (3)
C8—C13	1.381 (3)	C34—H34A	0.97
C9—C10	1.383 (3)	C34—H34B	0.97
C9—H9	0.93	C35—C40	1.383 (3)
C10—C11	1.376 (3)	C35—C36	1.384 (3)
C10—H10	0.93	C36—C37	1.383 (4)
C11—C12	1.374 (3)	C36—H36	0.93
C11—H11	0.93	C37—C38	1.373 (4)
C12—C13	1.386 (3)	C37—H37	0.93
C12—H12	0.93	C38—C39	1.370 (4)
C13—H13	0.93	C38—H38	0.93
C14—C15	1.510 (3)	C39—C40	1.376 (4)
C14—H14A	0.97	C39—H39	0.93
C14—H14B	0.97	C40—H40	0.93
O2—Ni—O1	86.28 (6)	C16—C17—H17	120
O2—Ni—S1	170.14 (6)	C19—C18—C17	119.8 (2)
O1—Ni—S1	94.92 (4)	C19—C18—H18	120.1
O2—Ni—S2	95.67 (4)	C17—C18—H18	120.1
O1—Ni—S2	169.62 (5)	C20—C19—C18	120.1 (3)
S1—Ni—S2	84.91 (2)	C20—C19—H19	120
C2—S1—Ni	108.33 (7)	C18—C19—H19	120
C22—S2—Ni	108.40 (6)	C19—C20—C15	121.2 (3)
C1—O1—Ni	131.73 (12)	C19—C20—H20	119.4
C21—O2—Ni	131.10 (13)	C15—C20—H20	119.4
C6—O3—C3	106.39 (16)	O2—C21—N3	130.40 (18)
C23—O4—C26	105.89 (19)	O2—C21—C23	116.69 (16)
C1—N1—C2	122.99 (16)	N3—C21—C23	112.81 (17)

C2—N2—C14	122.98 (15)	N3—C22—N4	115.81 (16)
C2—N2—C7	122.04 (15)	N3—C22—S2	126.65 (14)
C14—N2—C7	114.77 (16)	N4—C22—S2	117.41 (14)
C21—N3—C22	123.70 (16)	C24—C23—O4	110.23 (19)
C22—N4—C34	124.04 (15)	C24—C23—C21	131.78 (19)
C22—N4—C27	122.13 (16)	O4—C23—C21	117.90 (17)
C34—N4—C27	113.82 (15)	C23—C24—C25	106.4 (2)
O1—C1—N1	129.82 (17)	C23—C24—H24	126.8
O1—C1—C3	116.43 (17)	C25—C24—H24	126.8
N1—C1—C3	113.68 (16)	C26—C25—C24	106.6 (2)
N1—C2—N2	116.65 (16)	C26—C25—H25	126.7
N1—C2—S1	126.82 (15)	C24—C25—H25	126.7
N2—C2—S1	116.34 (13)	C25—C26—O4	110.9 (2)
C4—C3—O3	109.47 (17)	C25—C26—H26	124.5
C4—C3—C1	133.14 (19)	O4—C26—H26	124.5
O3—C3—C1	117.37 (16)	N4—C27—C28	112.38 (16)
C3—C4—C5	106.6 (2)	N4—C27—H27A	109.1
C3—C4—H4	126.7	C28—C27—H27A	109.1
C5—C4—H4	126.7	N4—C27—H27B	109.1
C6—C5—C4	106.7 (2)	C28—C27—H27B	109.1
C6—C5—H5	126.6	H27A—C27—H27B	107.9
C4—C5—H5	126.6	C29—C28—C33	118.8 (2)
C5—C6—O3	110.8 (2)	C29—C28—C27	120.63 (19)
C5—C6—H6	124.6	C33—C28—C27	120.6 (2)
O3—C6—H6	124.6	C28—C29—C30	120.7 (2)
N2—C7—C8	115.16 (15)	C28—C29—H29	119.7
N2—C7—H7A	108.5	C30—C29—H29	119.7
C8—C7—H7A	108.5	C31—C30—C29	120.4 (3)
N2—C7—H7B	108.5	C31—C30—H30	119.8
C8—C7—H7B	108.5	C29—C30—H30	119.8
H7A—C7—H7B	107.5	C32—C31—C30	119.8 (3)
C9—C8—C13	118.95 (18)	C32—C31—H31	120.1
C9—C8—C7	120.94 (17)	C30—C31—H31	120.1
C13—C8—C7	119.98 (17)	C31—C32—C33	120.3 (3)
C10—C9—C8	120.9 (2)	C31—C32—H32	119.8
C10—C9—H9	119.5	C33—C32—H32	119.8
C8—C9—H9	119.5	C28—C33—C32	120.1 (3)
C9—C10—C11	119.6 (2)	C28—C33—H33	119.9
C9—C10—H10	120.2	C32—C33—H33	119.9
C11—C10—H10	120.2	N4—C34—C35	112.60 (16)
C12—C11—C10	120.2 (2)	N4—C34—H34A	109.1
C12—C11—H11	119.9	C35—C34—H34A	109.1
C10—C11—H11	119.9	N4—C34—H34B	109.1
C11—C12—C13	119.9 (2)	C35—C34—H34B	109.1
C11—C12—H12	120.1	H34A—C34—H34B	107.8
C13—C12—H12	120.1	C40—C35—C36	118.4 (2)
C8—C13—C12	120.4 (2)	C40—C35—C34	120.16 (19)
C8—C13—H13	119.8	C36—C35—C34	121.42 (18)

C12—C13—H13	119.8	C37—C36—C35	120.4 (2)
N2—C14—C15	114.88 (16)	C37—C36—H36	119.8
N2—C14—H14A	108.5	C35—C36—H36	119.8
C15—C14—H14A	108.5	C38—C37—C36	120.4 (3)
N2—C14—H14B	108.5	C38—C37—H37	119.8
C15—C14—H14B	108.5	C36—C37—H37	119.8
H14A—C14—H14B	107.5	C39—C38—C37	119.6 (3)
C16—C15—C20	118.4 (2)	C39—C38—H38	120.2
C16—C15—C14	123.75 (18)	C37—C38—H38	120.2
C20—C15—C14	117.8 (2)	C38—C39—C40	120.3 (2)
C15—C16—C17	120.5 (2)	C38—C39—H39	119.9
C15—C16—H16	119.7	C40—C39—H39	119.9
C17—C16—H16	119.7	C39—C40—C35	120.9 (2)
C18—C17—C16	120.0 (3)	C39—C40—H40	119.5
C18—C17—H17	120	C35—C40—H40	119.5
O1—Ni—S1—C2	-13.85 (8)	C16—C17—C18—C19	0.4 (4)
S2—Ni—S1—C2	176.58 (7)	C17—C18—C19—C20	0.2 (4)
O2—Ni—S2—C22	-10.43 (9)	C18—C19—C20—C15	-0.4 (4)
O1—Ni—S2—C22	90.0 (3)	C16—C15—C20—C19	-0.1 (3)
S1—Ni—S2—C22	179.46 (7)	C14—C15—C20—C19	-179.9 (2)
O2—Ni—O1—C1	-173.40 (18)	Ni—O2—C21—N3	17.7 (3)
S1—Ni—O1—C1	-3.21 (17)	Ni—O2—C21—C23	-166.36 (15)
S2—Ni—O1—C1	85.4 (3)	C22—N3—C21—O2	-8.0 (3)
O1—Ni—O2—C21	-174.92 (19)	C22—N3—C21—C23	175.98 (18)
S2—Ni—O2—C21	-5.16 (19)	C21—N3—C22—N4	169.86 (18)
Ni—O1—C1—N1	19.1 (3)	C21—N3—C22—S2	-14.4 (3)
Ni—O1—C1—C3	-164.31 (13)	C34—N4—C22—N3	177.04 (17)
C2—N1—C1—O1	-10.8 (3)	C27—N4—C22—N3	-2.3 (3)
C2—N1—C1—C3	172.54 (16)	C34—N4—C22—S2	0.8 (3)
C1—N1—C2—N2	170.64 (17)	C27—N4—C22—S2	-178.49 (14)
C1—N1—C2—S1	-14.5 (3)	Ni—S2—C22—N3	21.39 (19)
C14—N2—C2—N1	-179.94 (16)	Ni—S2—C22—N4	-162.87 (13)
C7—N2—C2—N1	5.6 (3)	C26—O4—C23—C24	-0.3 (3)
C14—N2—C2—S1	4.7 (2)	C26—O4—C23—C21	-177.2 (2)
C7—N2—C2—S1	-169.83 (13)	O2—C21—C23—C24	-171.6 (2)
Ni—S1—C2—N1	24.97 (18)	N3—C21—C23—C24	5.1 (3)
Ni—S1—C2—N2	-160.18 (12)	O2—C21—C23—O4	4.6 (3)
C6—O3—C3—C4	0.4 (2)	N3—C21—C23—O4	-178.80 (18)
C6—O3—C3—C1	179.04 (18)	O4—C23—C24—C25	0.3 (3)
O1—C1—C3—C4	-176.7 (2)	C21—C23—C24—C25	176.7 (2)
N1—C1—C3—C4	0.5 (3)	C23—C24—C25—C26	-0.2 (3)
O1—C1—C3—O3	5.1 (3)	C24—C25—C26—O4	0.0 (4)
N1—C1—C3—O3	-177.75 (17)	C23—O4—C26—C25	0.2 (3)
O3—C3—C4—C5	-0.7 (3)	C22—N4—C27—C28	102.7 (2)
C1—C3—C4—C5	-179.0 (2)	C34—N4—C27—C28	-76.7 (2)
C3—C4—C5—C6	0.7 (3)	N4—C27—C28—C29	-58.2 (3)
C4—C5—C6—O3	-0.4 (3)	N4—C27—C28—C33	124.0 (2)

C3—O3—C6—C5	0.0 (3)	C33—C28—C29—C30	-0.7 (4)
C2—N2—C7—C8	-107.9 (2)	C27—C28—C29—C30	-178.5 (3)
C14—N2—C7—C8	77.1 (2)	C28—C29—C30—C31	1.0 (5)
N2—C7—C8—C9	71.4 (2)	C29—C30—C31—C32	-0.6 (5)
N2—C7—C8—C13	-112.9 (2)	C30—C31—C32—C33	-0.1 (5)
C13—C8—C9—C10	-0.8 (3)	C29—C28—C33—C32	0.0 (4)
C7—C8—C9—C10	175.0 (2)	C27—C28—C33—C32	177.8 (2)
C8—C9—C10—C11	0.0 (4)	C31—C32—C33—C28	0.4 (4)
C9—C10—C11—C12	0.8 (4)	C22—N4—C34—C35	101.7 (2)
C10—C11—C12—C13	-0.7 (4)	C27—N4—C34—C35	-78.9 (2)
C9—C8—C13—C12	0.8 (3)	N4—C34—C35—C40	110.8 (2)
C7—C8—C13—C12	-175.0 (2)	N4—C34—C35—C36	-69.8 (2)
C11—C12—C13—C8	-0.1 (4)	C40—C35—C36—C37	-0.3 (3)
C2—N2—C14—C15	-87.8 (2)	C34—C35—C36—C37	-179.7 (2)
C7—N2—C14—C15	87.0 (2)	C35—C36—C37—C38	0.1 (4)
N2—C14—C15—C16	8.0 (3)	C36—C37—C38—C39	-0.1 (4)
N2—C14—C15—C20	-172.23 (18)	C37—C38—C39—C40	0.3 (4)
C20—C15—C16—C17	0.8 (3)	C38—C39—C40—C35	-0.6 (4)
C14—C15—C16—C17	-179.4 (2)	C36—C35—C40—C39	0.6 (4)
C15—C16—C17—C18	-1.0 (4)	C34—C35—C40—C39	180.0 (2)
