

Poly[bis(μ_3 -thiocyanato- $\kappa^3 N:S:S'$)(μ_2 -thiocyanato- $\kappa^2 N:S$)(4'-*p*-tolyl-2,2':6',2''-terpyridine- $\kappa^3 N,N',N''$)cadmium(II)-silver(I)]

 Yu-Yang Li,^a Zhen-Hong Wei^a and Seik Weng Ng^{b*}
^aDepartment of Chemistry, Nanchang University, Nanchang 330031, People's Republic of China, and ^bDepartment of Chemistry, University of Malaya, 50603 Kuala Lumpur, Malaysia

Correspondence e-mail: seikweng@um.edu.my

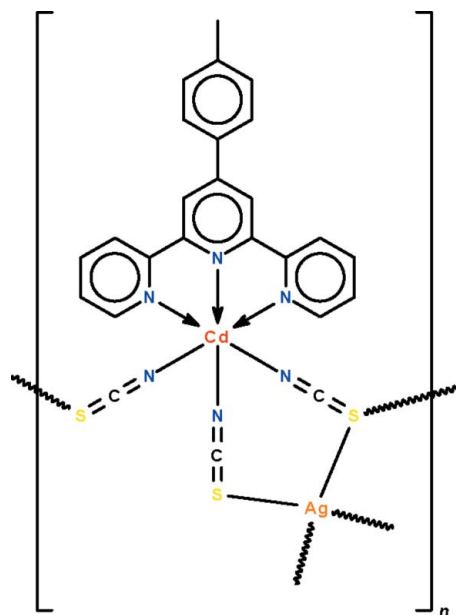
Received 15 September 2010; accepted 18 September 2010

 Key indicators: single-crystal X-ray study; $T = 295$ K; mean $\sigma(C-C) = 0.006$ Å; R factor = 0.037; wR factor = 0.097; data-to-parameter ratio = 13.6.

The title compound, $[AgCd(NCS)_3(C_{22}H_{17}N_3)]_n$, is a heteroatom ribbon coordination polymer. The central Cd atom is chelated by the 4'-*p*-tolyl-2,2':6',2''-terpyridine ligand and is coordinated by the N atoms of three thiocyanate ions in an octahedral geometry whereas the Ag atom is coordinated by the four S atoms of four thiocyanate ions in a distorted tetrahedral geometry. Of the three thiocyanate ions, one functions in a μ_2 -bridging mode and two in a μ_3 -bridging mode. The ribbon coordination polymer propagates along the *a*-axis.

Related literature

For the synthesis and coordination chemistry of the terpyridine ligand, see: Zhang *et al.* (2006).



Experimental

Crystal data

$[AgCd(NCS)_3(C_{22}H_{17}N_3)]$	$\gamma = 88.231 (2)^\circ$
$M_r = 717.90$	$V = 1290.1 (2) \text{ \AA}^3$
Triclinic, $P\bar{1}$	$Z = 2$
$a = 10.2431 (10) \text{ \AA}$	Mo $K\alpha$ radiation
$b = 10.7881 (10) \text{ \AA}$	$\mu = 1.85 \text{ mm}^{-1}$
$c = 13.1180 (12) \text{ \AA}$	$T = 295 \text{ K}$
$\alpha = 73.045 (2)^\circ$	$0.30 \times 0.30 \times 0.25 \text{ mm}$
$\beta = 69.000 (2)^\circ$	

Data collection

Bruker SMART diffractometer	6870 measured reflections
Absorption correction: multi-scan (SADABS; Sheldrick, 1996)	4432 independent reflections
$T_{\min} = 0.604$, $T_{\max} = 1.000$	3910 reflections with $I > 2\sigma(I)$
	$R_{\text{int}} = 0.018$

Refinement

$R[F^2 > 2\sigma(F^2)] = 0.037$	326 parameters
$wR(F^2) = 0.097$	H-atom parameters constrained
$S = 1.02$	$\Delta\rho_{\max} = 0.75 \text{ e \AA}^{-3}$
4432 reflections	$\Delta\rho_{\min} = -0.59 \text{ e \AA}^{-3}$

Table 1

Selected bond lengths (Å).

Cd1—N1	2.344 (3)	Cd1—N6	2.275 (4)
Cd1—N2	2.326 (3)	Ag1—S1	2.707 (2)
Cd1—N3	2.322 (3)	Ag1—S1 ⁱ	2.589 (1)
Cd1—N4	2.308 (4)	Ag1—S2	2.639 (1)
Cd1—N5	2.312 (4)	Ag1—S3 ⁱⁱ	2.521 (1)

 Symmetry codes: (i) $-x, -y + 1, -z + 1$; (ii) $-x + 1, -y + 1, -z + 1$.

Data collection: SMART (Bruker, 2003); cell refinement: SAINT (Bruker, 2003); data reduction: SAINT; program(s) used to solve structure: SHELXS97 (Sheldrick, 2008); program(s) used to refine structure: SHELXL97 (Sheldrick, 2008); molecular graphics: X-SEED (Barbour, 2001); software used to prepare material for publication: publCIF (Westrip, 2010).

We thank the National Innovation Fund for University Students, the Chinese Ministry of Education, Nanchang University and the University of Malaya for supporting this study.

Supplementary data and figures for this paper are available from the IUCr electronic archives (Reference: NK2062).

References

- Barbour, L. J. (2001). *J. Supramol. Chem.* **1**, 189–191.
Bruker (2003). *SAINTE* and *SMART*. Bruker AXS Inc., Madison, Wisconsin, USA.
Sheldrick, G. M. (1996). *SADABS*. University of Göttingen, Germany.
Sheldrick, G. M. (2008). *Acta Cryst.* **A64**, 112–122.
Westrip, S. P. (2010). *J. Appl. Cryst.* **43**, 920–925.
Zhang, X., Li, D. & Zhou, X.-P. (2006). *New J. Chem.* **30**, 706–711.

supporting information

Acta Cryst. (2010). E66, m1313–m1314 [doi:10.1107/S160053681003744X]

Poly[bis(μ_3 -thiocyanato- κ^3 N:S:S')(μ_2 -thiocyanato- κ^2 N:S)(4'-*p*-tolyl-2,2':6',2''-terpyridine- κ^3 N,N',N'')cadmium(II)silver(I)]

Yu-Yang Li, Zhen-Hong Wei and Seik Weng Ng

S1. Comment

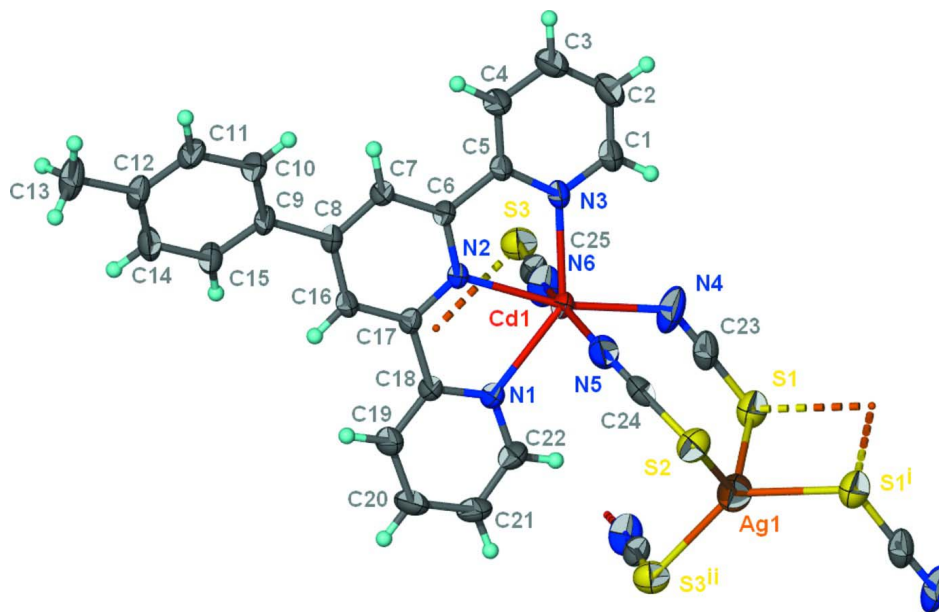
We have recently explored the coordination chemistry of 4'-aryl-2,2':6',2''-terpyridines; such neutral ligands feature three pyridyl sites that are capable of terdentate chelation (Zhang *et al.*, 2006). Occasionally, we have been able to synthesize a bis-chelated metal system whose positive charge is balanced by a metallate ion. In the present study, the attempt at synthesizing bis(4'-*p*-tolyl-2,2':6',2''-terpyridine)cadmium trithiocyanatoargentate gave instead a compound formulated from the diffraction analysis as [AgCd(NCS)₃(C₂₂H₁₇N₃)_n] (Scheme I, Fig. 1). The heteroatom coordination polymer has the Cd centre coordinated by the 4'-*p*-tolyl-2,2':6',2''-terpyridine ligand and the N atoms of three thiocyanate ions in an octahedral geometry. The Ag atom is coordinated by the S atoms of four thiocyanate ions in a tetrahedral geometry. Of the three thiocyanate ions, one functions in a μ_2 -bridging mode and two in a μ_3 -bridging mode. The ribbon coordination polymer propagates along the *a*-axis of the triclinic unit cell. (Fig. 2).

S2. Experimental

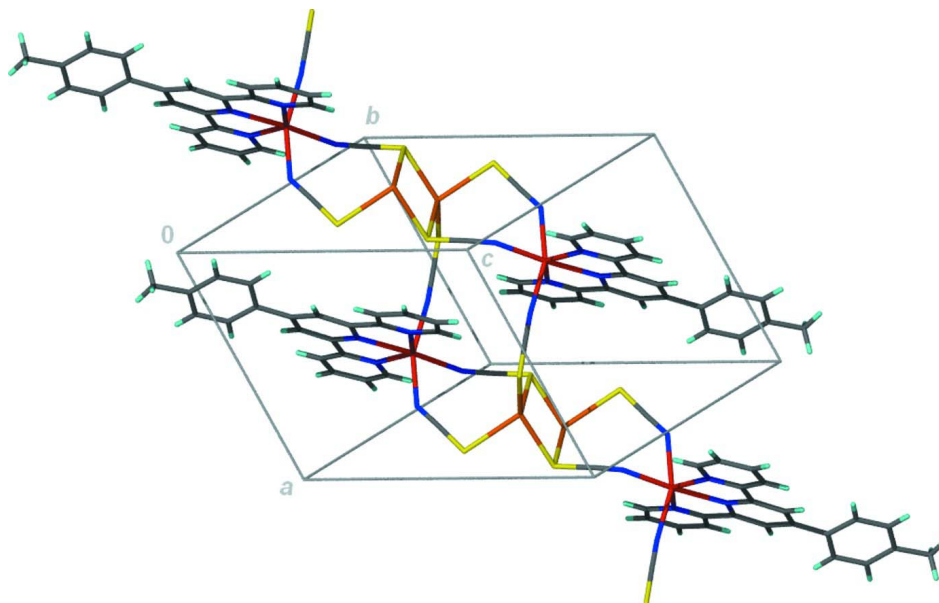
Silver thiocyanate (0.066 g, 0.4 mmol), cadmium perchlorate hexahydrate (0.042 g, 0.1 mmol) and 4'-*p*-tolyl-2,2':6',2''-terpyridine (0.065 g, 0.2 mmol, which was synthesized by using a literature procedure (Zhang *et al.*, 2006), along with triphenylphosphine (0.105, 0.4 mmol) and acetonitrile (8 ml) were placed in a 15-ml, Teflon-lined, stainless-steel Parr bomb. The reactor was heated in an oven at 723 K for 72 h. It was then cooled to room temperature at a rate of 10 K an hour. Yellow crystals were obtained in 50% (based on 4'-*p*-tolyl-2,2':6',2''-terpyridine).

S3. Refinement

Carbon-bound H-atoms were placed in calculated positions (C—H 0.93 to 0.96 Å) and were included in the refinement in the riding model approximation, with $U(\text{H})$ set to 1.2 to 1.5 $U(\text{C})$.


Figure 1

Displacement ellipsoid plot of a portion of the ribbon structure of $[\text{AgCd}(\text{NCS})_3(\text{C}_{22}\text{H}_{17}\text{N}_3)]_n$ at the 50% probability level; hydrogen atoms are drawn as spheres of arbitrary radius. Symmetry codes: (i) $-x, -y+1, -z+1$; (ii) $-x+1, -y+1, -z+1$.


Figure 2

The ribbon coordination polymer in the title compound, which propagates in the a -axis direction.

Poly[bis(μ_3 -thiocyanato- $\kappa^3\text{N}:\text{S}:\text{S}'$)(μ_2 -thiocyanato- $\kappa^2\text{N}:\text{S}$)(4'- p -tolyl-2,2':6',2''-terpyridine- $\kappa^3\text{N},\text{N}',\text{N}''$)cadmium(II)silver(I)]

Crystal data

$[\text{AgCd}(\text{NCS})_3(\text{C}_{22}\text{H}_{17}\text{N}_3)]$
 $M_r = 717.90$

Triclinic, $P\bar{1}$
 Hall symbol: $-P\ 1$

$a = 10.2431 (10) \text{ \AA}$
 $b = 10.7881 (10) \text{ \AA}$
 $c = 13.1180 (12) \text{ \AA}$
 $\alpha = 73.045 (2)^\circ$
 $\beta = 69.000 (2)^\circ$
 $\gamma = 88.231 (2)^\circ$
 $V = 1290.1 (2) \text{ \AA}^3$
 $Z = 2$
 $F(000) = 704$

$D_x = 1.848 \text{ Mg m}^{-3}$
 Mo $K\alpha$ radiation, $\lambda = 0.71073 \text{ \AA}$
 Cell parameters from 2780 reflections
 $\theta = 2.7\text{--}25.0^\circ$
 $\mu = 1.85 \text{ mm}^{-1}$
 $T = 295 \text{ K}$
 Prism, yellow
 $0.30 \times 0.30 \times 0.25 \text{ mm}$

Data collection

Bruker SMART
 diffractometer
 Radiation source: fine-focus sealed tube
 Graphite monochromator
 φ and ω scans
 Absorption correction: multi-scan
 (SADABS; Sheldrick, 1996)
 $T_{\min} = 0.604$, $T_{\max} = 1.000$

6870 measured reflections
 4432 independent reflections
 3910 reflections with $I > 2\sigma(I)$
 $R_{\text{int}} = 0.018$
 $\theta_{\max} = 25.0^\circ$, $\theta_{\min} = 2.1^\circ$
 $h = -9 \rightarrow 12$
 $k = -10 \rightarrow 12$
 $l = -14 \rightarrow 15$

Refinement

Refinement on F^2
 Least-squares matrix: full
 $R[F^2 > 2\sigma(F^2)] = 0.037$
 $wR(F^2) = 0.097$
 $S = 1.02$
 4432 reflections
 326 parameters
 0 restraints
 Primary atom site location: structure-invariant
 direct methods

Secondary atom site location: difference Fourier
 map
 Hydrogen site location: inferred from
 neighbouring sites
 H-atom parameters constrained
 $w = 1/[\sigma^2(F_o^2) + (0.0548P)^2 + 0.5516P]$
 where $P = (F_o^2 + 2F_c^2)/3$
 $(\Delta/\sigma)_{\max} = 0.001$
 $\Delta\rho_{\max} = 0.75 \text{ e \AA}^{-3}$
 $\Delta\rho_{\min} = -0.59 \text{ e \AA}^{-3}$

Fractional atomic coordinates and isotropic or equivalent isotropic displacement parameters (\AA^2)

	<i>x</i>	<i>y</i>	<i>z</i>	$U_{\text{iso}}^*/U_{\text{eq}}$
Cd1	0.35097 (3)	0.60113 (3)	0.72815 (2)	0.03873 (12)
Ag1	0.10392 (4)	0.65042 (5)	0.43358 (4)	0.06953 (15)
S1	0.15459 (13)	0.40610 (14)	0.53373 (12)	0.0620 (3)
S2	0.02307 (13)	0.81055 (13)	0.55890 (11)	0.0564 (3)
S3	0.67482 (14)	0.24010 (13)	0.73061 (11)	0.0581 (3)
N1	0.5157 (3)	0.7499 (3)	0.5680 (3)	0.0406 (8)
N2	0.4812 (3)	0.7228 (3)	0.7841 (3)	0.0326 (7)
N3	0.2798 (3)	0.5376 (3)	0.9263 (3)	0.0399 (8)
N4	0.1985 (5)	0.4575 (5)	0.7163 (5)	0.0832 (15)
N5	0.1895 (4)	0.7448 (4)	0.6917 (4)	0.0584 (10)
N6	0.5008 (4)	0.4416 (4)	0.7139 (4)	0.0665 (12)
C1	0.1772 (5)	0.4438 (5)	0.9948 (4)	0.0532 (11)
H1	0.1315	0.4041	0.9613	0.064*
C2	0.1365 (5)	0.4039 (5)	1.1107 (4)	0.0603 (13)
H2	0.0646	0.3385	1.1553	0.072*
C3	0.2025 (5)	0.4612 (5)	1.1601 (4)	0.0620 (13)
H3	0.1763	0.4360	1.2393	0.074*

C4	0.3089 (5)	0.5572 (5)	1.0916 (4)	0.0545 (12)
H4	0.3553	0.5970	1.1246	0.065*
C5	0.3470 (4)	0.5943 (4)	0.9750 (3)	0.0337 (8)
C6	0.4614 (4)	0.6971 (4)	0.8953 (3)	0.0337 (8)
C7	0.5406 (4)	0.7635 (4)	0.9314 (3)	0.0363 (9)
H7	0.5251	0.7436	1.0089	0.044*
C8	0.6438 (4)	0.8600 (4)	0.8517 (3)	0.0340 (8)
C9	0.7284 (4)	0.9362 (4)	0.8865 (3)	0.0369 (9)
C10	0.6754 (4)	0.9573 (4)	0.9935 (3)	0.0415 (9)
H10	0.5896	0.9157	1.0469	0.050*
C11	0.7497 (5)	1.0396 (4)	1.0209 (4)	0.0459 (10)
H11	0.7120	1.0524	1.0926	0.055*
C12	0.8775 (4)	1.1029 (4)	0.9452 (4)	0.0447 (10)
C13	0.9541 (5)	1.1953 (5)	0.9751 (5)	0.0663 (14)
H13A	0.9749	1.2780	0.9169	0.099*
H13B	1.0399	1.1609	0.9801	0.099*
H13C	0.8963	1.2060	1.0475	0.099*
C14	0.9318 (4)	1.0779 (4)	0.8406 (4)	0.0503 (11)
H14	1.0195	1.1170	0.7889	0.060*
C15	0.8601 (4)	0.9973 (4)	0.8109 (4)	0.0440 (10)
H15	0.8997	0.9832	0.7398	0.053*
C16	0.6626 (4)	0.8850 (4)	0.7365 (3)	0.0355 (8)
H16	0.7299	0.9495	0.6807	0.043*
C17	0.5810 (4)	0.8137 (4)	0.7051 (3)	0.0323 (8)
C18	0.5954 (4)	0.8332 (4)	0.5847 (3)	0.0353 (8)
C19	0.6844 (5)	0.9295 (4)	0.4939 (4)	0.0505 (11)
H19	0.7387	0.9869	0.5063	0.061*
C20	0.6929 (5)	0.9406 (5)	0.3842 (4)	0.0595 (13)
H20	0.7532	1.0052	0.3222	0.071*
C21	0.6119 (5)	0.8558 (5)	0.3677 (4)	0.0587 (13)
H21	0.6156	0.8615	0.2945	0.070*
C22	0.5254 (5)	0.7624 (5)	0.4611 (4)	0.0568 (12)
H22	0.4704	0.7045	0.4499	0.068*
C23	0.1773 (5)	0.4366 (4)	0.6421 (5)	0.0560 (12)
C24	0.1223 (4)	0.7706 (4)	0.6354 (4)	0.0446 (10)
C25	0.5739 (5)	0.3592 (5)	0.7190 (4)	0.0473 (10)

Atomic displacement parameters (\AA^2)

	U^{11}	U^{22}	U^{33}	U^{12}	U^{13}	U^{23}
Cd1	0.04172 (18)	0.04043 (19)	0.03918 (19)	-0.00649 (13)	-0.01985 (14)	-0.01209 (13)
Ag1	0.0610 (3)	0.0831 (3)	0.0699 (3)	0.0058 (2)	-0.0246 (2)	-0.0300 (2)
S1	0.0546 (7)	0.0666 (8)	0.0731 (9)	0.0051 (6)	-0.0310 (6)	-0.0237 (7)
S2	0.0565 (7)	0.0618 (8)	0.0601 (7)	0.0134 (6)	-0.0275 (6)	-0.0245 (6)
S3	0.0647 (8)	0.0528 (7)	0.0564 (7)	0.0111 (6)	-0.0235 (6)	-0.0148 (6)
N1	0.0443 (19)	0.046 (2)	0.0326 (18)	-0.0096 (15)	-0.0156 (15)	-0.0100 (15)
N2	0.0344 (16)	0.0323 (17)	0.0337 (17)	-0.0058 (13)	-0.0143 (14)	-0.0105 (13)
N3	0.0363 (17)	0.0424 (19)	0.0394 (18)	-0.0107 (14)	-0.0115 (15)	-0.0115 (15)

N4	0.095 (4)	0.065 (3)	0.126 (4)	-0.002 (3)	-0.077 (4)	-0.035 (3)
N5	0.050 (2)	0.055 (2)	0.065 (3)	-0.0041 (18)	-0.025 (2)	-0.004 (2)
N6	0.059 (3)	0.065 (3)	0.088 (3)	0.015 (2)	-0.032 (2)	-0.035 (3)
C1	0.048 (2)	0.056 (3)	0.053 (3)	-0.018 (2)	-0.016 (2)	-0.014 (2)
C2	0.049 (3)	0.060 (3)	0.054 (3)	-0.017 (2)	-0.003 (2)	-0.008 (2)
C3	0.069 (3)	0.064 (3)	0.039 (3)	-0.018 (3)	-0.007 (2)	-0.009 (2)
C4	0.063 (3)	0.064 (3)	0.033 (2)	-0.021 (2)	-0.012 (2)	-0.013 (2)
C5	0.0331 (19)	0.033 (2)	0.035 (2)	-0.0038 (15)	-0.0117 (16)	-0.0111 (16)
C6	0.037 (2)	0.034 (2)	0.032 (2)	-0.0043 (16)	-0.0150 (16)	-0.0101 (16)
C7	0.038 (2)	0.041 (2)	0.031 (2)	-0.0049 (17)	-0.0113 (17)	-0.0130 (17)
C8	0.0305 (18)	0.034 (2)	0.041 (2)	0.0000 (15)	-0.0157 (17)	-0.0133 (17)
C9	0.038 (2)	0.032 (2)	0.048 (2)	-0.0030 (16)	-0.0234 (18)	-0.0136 (18)
C10	0.046 (2)	0.039 (2)	0.044 (2)	-0.0021 (18)	-0.0191 (19)	-0.0146 (19)
C11	0.059 (3)	0.043 (2)	0.049 (3)	0.002 (2)	-0.030 (2)	-0.020 (2)
C12	0.050 (2)	0.032 (2)	0.067 (3)	0.0007 (18)	-0.037 (2)	-0.015 (2)
C13	0.068 (3)	0.048 (3)	0.107 (4)	0.000 (2)	-0.054 (3)	-0.031 (3)
C14	0.037 (2)	0.048 (3)	0.065 (3)	-0.0087 (19)	-0.021 (2)	-0.011 (2)
C15	0.037 (2)	0.049 (3)	0.050 (3)	-0.0034 (18)	-0.0166 (19)	-0.019 (2)
C16	0.0336 (19)	0.033 (2)	0.038 (2)	-0.0075 (16)	-0.0108 (16)	-0.0091 (17)
C17	0.0331 (19)	0.033 (2)	0.034 (2)	0.0000 (15)	-0.0140 (16)	-0.0124 (16)
C18	0.0357 (19)	0.039 (2)	0.031 (2)	-0.0022 (16)	-0.0124 (16)	-0.0102 (17)
C19	0.060 (3)	0.047 (3)	0.042 (2)	-0.014 (2)	-0.017 (2)	-0.010 (2)
C20	0.076 (3)	0.055 (3)	0.033 (2)	-0.016 (2)	-0.011 (2)	-0.001 (2)
C21	0.076 (3)	0.069 (3)	0.030 (2)	-0.005 (3)	-0.019 (2)	-0.011 (2)
C22	0.070 (3)	0.066 (3)	0.040 (3)	-0.013 (2)	-0.026 (2)	-0.015 (2)
C23	0.051 (3)	0.036 (2)	0.089 (4)	0.000 (2)	-0.039 (3)	-0.014 (2)
C24	0.039 (2)	0.037 (2)	0.045 (2)	-0.0052 (18)	-0.002 (2)	-0.0088 (19)
C25	0.052 (3)	0.052 (3)	0.045 (2)	-0.004 (2)	-0.020 (2)	-0.021 (2)

Geometric parameters (Å, °)

Cd1—N1	2.344 (3)	C5—C6	1.490 (5)
Cd1—N2	2.326 (3)	C6—C7	1.379 (5)
Cd1—N3	2.322 (3)	C7—C8	1.391 (5)
Cd1—N4	2.308 (4)	C7—H7	0.9300
Cd1—N5	2.312 (4)	C8—C16	1.396 (5)
Cd1—N6	2.275 (4)	C8—C9	1.477 (5)
Ag1—S1	2.707 (2)	C9—C10	1.396 (6)
Ag1—S1 ⁱ	2.589 (1)	C9—C15	1.398 (5)
Ag1—S2	2.639 (1)	C10—C11	1.386 (5)
Ag1—S3 ⁱⁱ	2.521 (1)	C10—H10	0.9300
S1—C23	1.642 (6)	C11—C12	1.376 (6)
S1—Ag1 ⁱ	2.5885 (13)	C11—H11	0.9300
S2—C24	1.636 (5)	C12—C14	1.387 (6)
S3—C25	1.630 (5)	C12—C13	1.503 (6)
S3—Ag1 ⁱⁱ	2.5206 (14)	C13—H13A	0.9600
N1—C22	1.336 (5)	C13—H13B	0.9600
N1—C18	1.345 (5)	C13—H13C	0.9600

N2—C17	1.339 (5)	C14—C15	1.375 (6)
N2—C6	1.343 (5)	C14—H14	0.9300
N3—C1	1.339 (5)	C15—H15	0.9300
N3—C5	1.351 (5)	C16—C17	1.390 (5)
N4—C23	1.153 (7)	C16—H16	0.9300
N5—C24	1.153 (5)	C17—C18	1.484 (5)
N6—C25	1.147 (6)	C18—C19	1.374 (6)
C1—C2	1.359 (6)	C19—C20	1.379 (6)
C1—H1	0.9300	C19—H19	0.9300
C2—C3	1.354 (7)	C20—C21	1.366 (6)
C2—H2	0.9300	C20—H20	0.9300
C3—C4	1.376 (6)	C21—C22	1.363 (6)
C3—H3	0.9300	C21—H21	0.9300
C4—C5	1.370 (5)	C22—H22	0.9300
C4—H4	0.9300		
N6—Cd1—N4	84.66 (17)	C7—C6—C5	123.5 (3)
N6—Cd1—N5	160.41 (16)	C6—C7—C8	120.0 (3)
N4—Cd1—N5	81.73 (16)	C6—C7—H7	120.0
N6—Cd1—N3	92.25 (14)	C8—C7—H7	120.0
N4—Cd1—N3	97.42 (16)	C7—C8—C16	117.4 (3)
N5—Cd1—N3	103.41 (14)	C7—C8—C9	121.9 (3)
N6—Cd1—N2	95.23 (13)	C16—C8—C9	120.7 (3)
N4—Cd1—N2	167.09 (16)	C10—C9—C15	117.5 (3)
N5—Cd1—N2	101.17 (13)	C10—C9—C8	121.1 (3)
N3—Cd1—N2	69.67 (10)	C15—C9—C8	121.3 (4)
N6—Cd1—N1	91.04 (15)	C11—C10—C9	120.6 (4)
N4—Cd1—N1	123.62 (16)	C11—C10—H10	119.7
N5—Cd1—N1	84.88 (13)	C9—C10—H10	119.7
N3—Cd1—N1	138.95 (11)	C12—C11—C10	122.0 (4)
N2—Cd1—N1	69.28 (11)	C12—C11—H11	119.0
S3 ⁱⁱ —Ag1—S1 ⁱ	138.17 (5)	C10—C11—H11	119.0
S3 ⁱⁱ —Ag1—S2	105.98 (4)	C11—C12—C14	117.1 (4)
S1 ⁱ —Ag1—S2	90.37 (4)	C11—C12—C13	121.1 (4)
S3 ⁱⁱ —Ag1—S1	108.43 (4)	C14—C12—C13	121.7 (4)
S1 ⁱ —Ag1—S1	95.96 (4)	C12—C13—H13A	109.5
S2—Ag1—S1	118.55 (4)	C12—C13—H13B	109.5
C23—S1—Ag1 ⁱ	114.50 (18)	H13A—C13—H13B	109.5
C23—S1—Ag1	96.64 (17)	C12—C13—H13C	109.5
Ag1 ⁱ —S1—Ag1	84.04 (4)	H13A—C13—H13C	109.5
C24—S2—Ag1	99.72 (16)	H13B—C13—H13C	109.5
C25—S3—Ag1 ⁱⁱ	98.82 (16)	C15—C14—C12	122.1 (4)
C22—N1—C18	118.6 (3)	C15—C14—H14	118.9
C22—N1—Cd1	122.4 (3)	C12—C14—H14	118.9
C18—N1—Cd1	118.8 (2)	C14—C15—C9	120.7 (4)
C17—N2—C6	119.9 (3)	C14—C15—H15	119.7
C17—N2—Cd1	120.1 (2)	C9—C15—H15	119.7
C6—N2—Cd1	120.0 (2)	C17—C16—C8	120.1 (3)

C1—N3—C5	118.3 (3)	C17—C16—H16	120.0
C1—N3—Cd1	122.7 (3)	C8—C16—H16	120.0
C5—N3—Cd1	119.0 (2)	N2—C17—C16	121.0 (3)
C23—N4—Cd1	134.6 (5)	N2—C17—C18	115.5 (3)
C24—N5—Cd1	140.6 (4)	C16—C17—C18	123.5 (3)
C25—N6—Cd1	172.6 (4)	N1—C18—C19	120.8 (3)
N3—C1—C2	123.3 (4)	N1—C18—C17	116.1 (3)
N3—C1—H1	118.4	C19—C18—C17	123.1 (3)
C2—C1—H1	118.4	C18—C19—C20	119.7 (4)
C3—C2—C1	118.7 (4)	C18—C19—H19	120.1
C3—C2—H2	120.6	C20—C19—H19	120.1
C1—C2—H2	120.6	C21—C20—C19	119.3 (4)
C2—C3—C4	119.1 (4)	C21—C20—H20	120.3
C2—C3—H3	120.4	C19—C20—H20	120.3
C4—C3—H3	120.4	C22—C21—C20	118.3 (4)
C5—C4—C3	120.3 (4)	C22—C21—H21	120.9
C5—C4—H4	119.9	C20—C21—H21	120.9
C3—C4—H4	119.9	N1—C22—C21	123.4 (4)
N3—C5—C4	120.3 (3)	N1—C22—H22	118.3
N3—C5—C6	116.4 (3)	C21—C22—H22	118.3
C4—C5—C6	123.3 (3)	N4—C23—S1	177.5 (5)
N2—C6—C7	121.7 (3)	N5—C24—S2	177.7 (4)
N2—C6—C5	114.8 (3)	N6—C25—S3	178.1 (5)
S3 ⁱⁱ —Ag1—S1—C23	100.41 (18)	C1—N3—C5—C4	-0.8 (6)
S1 ⁱ —Ag1—S1—C23	-114.05 (18)	Cd1—N3—C5—C4	-178.8 (3)
S2—Ag1—S1—C23	-20.36 (19)	C1—N3—C5—C6	179.4 (4)
S3 ⁱⁱ —Ag1—S1—Ag1 ⁱ	-145.53 (4)	Cd1—N3—C5—C6	1.3 (5)
S1 ⁱ —Ag1—S1—Ag1 ⁱ	0.0	C3—C4—C5—N3	0.4 (7)
S2—Ag1—S1—Ag1 ⁱ	93.69 (5)	C3—C4—C5—C6	-179.8 (4)
S3 ⁱⁱ —Ag1—S2—C24	-82.97 (15)	C17—N2—C6—C7	0.7 (6)
S1 ⁱ —Ag1—S2—C24	136.05 (15)	Cd1—N2—C6—C7	177.2 (3)
S1—Ag1—S2—C24	39.05 (15)	C17—N2—C6—C5	179.8 (3)
N6—Cd1—N1—C22	87.0 (4)	Cd1—N2—C6—C5	-3.7 (4)
N4—Cd1—N1—C22	2.8 (4)	N3—C5—C6—N2	1.5 (5)
N5—Cd1—N1—C22	-73.8 (4)	C4—C5—C6—N2	-178.3 (4)
N3—Cd1—N1—C22	-178.3 (3)	N3—C5—C6—C7	-179.4 (4)
N2—Cd1—N1—C22	-177.7 (4)	C4—C5—C6—C7	0.7 (6)
N6—Cd1—N1—C18	-98.6 (3)	N2—C6—C7—C8	0.3 (6)
N4—Cd1—N1—C18	177.1 (3)	C5—C6—C7—C8	-178.7 (4)
N5—Cd1—N1—C18	100.6 (3)	C6—C7—C8—C16	-0.3 (6)
N3—Cd1—N1—C18	-4.0 (4)	C6—C7—C8—C9	178.2 (4)
N2—Cd1—N1—C18	-3.4 (3)	C7—C8—C9—C10	-27.7 (6)
N6—Cd1—N2—C17	89.3 (3)	C16—C8—C9—C10	150.8 (4)
N4—Cd1—N2—C17	178.2 (6)	C7—C8—C9—C15	156.8 (4)
N5—Cd1—N2—C17	-79.9 (3)	C16—C8—C9—C15	-24.7 (6)
N3—Cd1—N2—C17	179.7 (3)	C15—C9—C10—C11	2.2 (6)
N1—Cd1—N2—C17	0.2 (3)	C8—C9—C10—C11	-173.4 (4)

N6—Cd1—N2—C6	-87.2 (3)	C9—C10—C11—C12	-0.3 (6)
N4—Cd1—N2—C6	1.7 (8)	C10—C11—C12—C14	-1.9 (6)
N5—Cd1—N2—C6	103.6 (3)	C10—C11—C12—C13	177.9 (4)
N3—Cd1—N2—C6	3.2 (3)	C11—C12—C14—C15	2.3 (6)
N1—Cd1—N2—C6	-176.3 (3)	C13—C12—C14—C15	-177.6 (4)
N6—Cd1—N3—C1	-85.5 (4)	C12—C14—C15—C9	-0.3 (7)
N4—Cd1—N3—C1	-0.6 (4)	C10—C9—C15—C14	-1.9 (6)
N5—Cd1—N3—C1	82.6 (4)	C8—C9—C15—C14	173.7 (4)
N2—Cd1—N3—C1	179.7 (4)	C7—C8—C16—C17	-0.6 (6)
N1—Cd1—N3—C1	-179.7 (3)	C9—C8—C16—C17	-179.1 (4)
N6—Cd1—N3—C5	92.4 (3)	C6—N2—C17—C16	-1.7 (6)
N4—Cd1—N3—C5	177.3 (3)	Cd1—N2—C17—C16	-178.2 (3)
N5—Cd1—N3—C5	-99.4 (3)	C6—N2—C17—C18	179.2 (3)
N2—Cd1—N3—C5	-2.3 (3)	Cd1—N2—C17—C18	2.7 (4)
N1—Cd1—N3—C5	-1.7 (4)	C8—C16—C17—N2	1.7 (6)
N6—Cd1—N4—C23	-88.6 (6)	C8—C16—C17—C18	-179.3 (3)
N5—Cd1—N4—C23	77.3 (6)	C22—N1—C18—C19	0.3 (6)
N3—Cd1—N4—C23	179.9 (6)	Cd1—N1—C18—C19	-174.3 (3)
N2—Cd1—N4—C23	-178.7 (5)	C22—N1—C18—C17	-179.4 (4)
N1—Cd1—N4—C23	-0.9 (7)	Cd1—N1—C18—C17	6.0 (5)
N6—Cd1—N5—C24	5.1 (8)	N2—C17—C18—N1	-5.7 (5)
N4—Cd1—N5—C24	-41.3 (5)	C16—C17—C18—N1	175.3 (4)
N3—Cd1—N5—C24	-137.1 (5)	N2—C17—C18—C19	174.6 (4)
N2—Cd1—N5—C24	151.4 (5)	C16—C17—C18—C19	-4.5 (6)
N1—Cd1—N5—C24	83.7 (5)	N1—C18—C19—C20	-0.3 (7)
C5—N3—C1—C2	0.6 (7)	C17—C18—C19—C20	179.4 (4)
Cd1—N3—C1—C2	178.6 (4)	C18—C19—C20—C21	0.3 (8)
N3—C1—C2—C3	-0.1 (8)	C19—C20—C21—C22	-0.2 (8)
C1—C2—C3—C4	-0.3 (8)	C18—N1—C22—C21	-0.2 (7)
C2—C3—C4—C5	0.2 (8)	Cd1—N1—C22—C21	174.1 (4)

Symmetry codes: (i) $-x, -y+1, -z+1$; (ii) $-x+1, -y+1, -z+1$.