

Acta Crystallographica Section E

Structure Reports
Online

ISSN 1600-5368

4,4'-Diazenedioldipyridinium 4-(4-pyridyldiazenyl)pyridinium octacyanidotungstate(V) dihydrate

Su-Yan Qian, Wen-Yan Liu and Ai-Hua Yuan*

School of Material Science and Engineering, Jiangsu University of Science and Technology, Zhenjiang 212003, People's Republic of China

Correspondence e-mail: aihuayuan@163.com

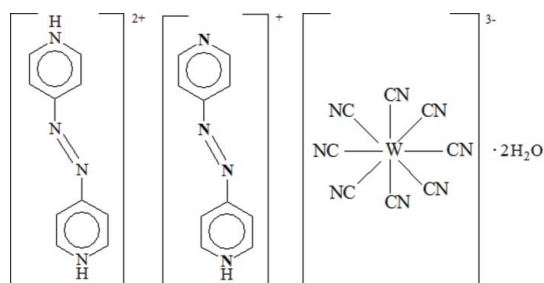
Received 13 July 2009; accepted 29 July 2009

 Key indicators: single-crystal X-ray study; $T = 291$ K; mean $\sigma(\text{C}-\text{C}) = 0.013$ Å; R factor = 0.047; wR factor = 0.102; data-to-parameter ratio = 14.8.

The asymmetric unit of the title complex, $(\text{C}_{10}\text{H}_{10}\text{N}_4)\text{-}(\text{C}_{10}\text{H}_9\text{N}_4)[\text{W}(\text{CN})_8]\cdot 2\text{H}_2\text{O}$, contains two 4,4'-diazenedioldipyridinium, $[\text{H}_2(4,4'\text{-azpy})]^{2+}$, two 4-(4-pyridyldiazenyl)pyridinium, $[\text{H}(4,4'\text{-azpy})]^+$, cations, two $[\text{W}^{\text{V}}(\text{CN})_8]^{3-}$ anions, and four uncoordinated water molecules. Each of the W centers is coordinated by eight CN groups in a slightly distorted square-antiprismatic geometry. In the crystal structure, intra- and intermolecular $\text{N}-\text{H}\cdots\text{O}$, $\text{N}-\text{H}\cdots\text{N}$ and $\text{O}-\text{H}\cdots\text{N}$ hydrogen bonds link the cations and anions in an alternating fashion, forming a two-dimensional layered structure, in which they are further linked through the very weak $\pi-\pi$ stacking interactions [shortest distance = 4.640 (2) Å] and van der Waals forces between adjacent layers, forming a three-dimensional supramolecular network.

Related literature

For general background to heterometallic cyanido-bridged 4*f*-4*d* or 4*f*-5*d* assemblies, see: Chelebaeva *et al.* (2008); Ikeda *et al.* (2005); Kosaka *et al.* (2007); Matoga *et al.* (2005); Przychodzeń *et al.* (2007); Wang *et al.* (2006). For a related structure, see: Liu *et al.* (2008).


Experimental
Crystal data

$(\text{C}_{10}\text{H}_{10}\text{N}_4)(\text{C}_{10}\text{H}_9\text{N}_4)[\text{W}(\text{CN})_8]\cdot 2\text{H}_2\text{O}$
 $M_r = 799.46$
 Orthorhombic, $P2_12_12_1$
 $a = 12.7310$ (16) Å
 $b = 16.499$ (2) Å
 $c = 30.704$ (4) Å
 $V = 6449.3$ (14) Å³
 $Z = 8$
 Mo $K\alpha$ radiation
 $\mu = 3.64$ mm⁻¹
 $T = 291$ K
 $0.28 \times 0.22 \times 0.20$ mm

Data collection

Bruker SMART APEX diffractometer
 Absorption correction: multi-scan (SADABS; Bruker, 2004)
 $T_{\min} = 0.391$, $T_{\max} = 0.483$
 39717 measured reflections
 12501 independent reflections
 8553 reflections with $I > 2\sigma(I)$
 $R_{\text{int}} = 0.048$

Refinement

$R[F^2 > 2\sigma(F^2)] = 0.047$
 $wR(F^2) = 0.102$
 $S = 1.03$
 12501 reflections
 847 parameters
 H-atom parameters constrained
 $\Delta\rho_{\max} = 1.35$ e Å⁻³
 $\Delta\rho_{\min} = -1.71$ e Å⁻³
 Absolute structure: Flack (1983), 5514 Friedel pairs
 Flack parameter: 0.045 (10)

Table 1

Hydrogen-bond geometry (Å, °).

$D-\text{H}\cdots A$	$D-\text{H}$	$\text{H}\cdots A$	$D\cdots A$	$D-\text{H}\cdots A$
$\text{N}20-\text{H}20\text{A}\cdots\text{O}2$	0.86	1.83	2.671 (10)	166
$\text{N}21-\text{H}21\text{A}\cdots\text{N}17^{\text{i}}$	0.86	1.76	2.586 (10)	162
$\text{N}24-\text{H}24\cdots\text{O}3$	0.86	1.73	2.560 (10)	162
$\text{N}28-\text{H}28\text{A}\cdots\text{O}4^{\text{ii}}$	0.86	1.84	2.670 (10)	161
$\text{N}32-\text{H}32\text{A}\cdots\text{O}1^{\text{iii}}$	0.86	1.88	2.719 (10)	166
$\text{O}2-\text{H}2\text{B}\cdots\text{N}3^{\text{iv}}$	0.85	2.47	2.914 (10)	113
$\text{O}1-\text{H}1\text{B}\cdots\text{N}7$	0.85	2.58	3.076 (10)	119
$\text{O}4-\text{H}4\text{C}\cdots\text{N}4^{\text{v}}$	0.85	2.25	2.845 (9)	127
$\text{O}3-\text{H}3\text{C}\cdots\text{N}14^{\text{v}}$	0.85	2.50	2.960 (9)	115
$\text{O}4-\text{H}4\text{B}\cdots\text{N}10^{\text{vi}}$	0.85	2.47	2.913 (9)	114

Symmetry codes: (i) $x - \frac{1}{2}, -y + \frac{3}{2}, -z$; (ii) $x, y + 1, z$; (iii) $x, y + 1, z + 1$; (iv) $-x + 1, y - \frac{1}{2}, -z + \frac{1}{2}$; (v) $-x + \frac{3}{2}, -y + 1, z + \frac{1}{2}$; (vi) $x - \frac{1}{2}, -y + \frac{3}{2}, -z + 1$.

Data collection: SMART (Bruker, 2004); cell refinement: SAINT (Bruker, 2004); data reduction: SAINT; program(s) used to solve structure: SHELXS97 (Sheldrick, 2008); program(s) used to refine structure: SHELXL97 (Sheldrick, 2008); molecular graphics: SHELXTL (Sheldrick, 2008) and DIAMOND (Brandenburg, 2006); software used to prepare material for publication: SHELXL97.

The work was supported by the University Natural Science Foundation of Jiangsu Province (grant No. 07KJB150030).

Supplementary data and figures for this paper are available from the IUCr electronic archives (Reference: HK2738).

References

- Brandenburg, K. (2006). *DIAMOND*. Crystal Impact GbR, Bonn, Germany.
 Bruker (2004). *SMART, SAINT and SADABS*. Bruker AXS Inc., Madison, Wisconsin, USA.
 Chelebaeva, E., Larionova, J., Guari, Y., Ferreira, R. A. S., Carlos, L. D., Paz, F. A. A., Trifonov, A. & Gueñin, C. (2008). *Inorg. Chem.* **47**, 775–777.
 Flack, H. D. (1983). *Acta Cryst.* **A39**, 876–881.
 Ikeda, S., Hozumi, T., Hashimoto, K. & Ohkoshi, S. I. (2005). *Dalton Trans.* pp. 2120–2123.

- Kosaka, W., Hashimoto, K. & Ohkoshi, S. I. (2007). *Bull. Chem. Soc. Jpn.* **80**, 2350–2356.
- Liu, W.-Y., Zhou, H. & Yuan, A.-H. (2008). *Acta Cryst.* **E64**, m1151.
- Matoga, D., Mikuriya, M., Handa, M. & Szklarzewicz, J. (2005). *Chem. Lett.* **34**, 1550–1551.
- Przychodzeń, P., Pełka, R., Lewiński, K., Supel, J., Rams, M., Tomala, K. & Sieklucka, B. (2007). *Inorg. Chem.* **46**, 8924–8938.
- Sheldrick, G. M. (2008). *Acta Cryst.* **A64**, 112–122.
- Wang, Z. X., Shen, X. F., Wang, J., Zhang, P., Li, Y. Z., Nfor, E. N., Song, Y., Ohkoshi, S. I., Hashimoto, K. & You, X. Z. (2006). *Angew. Chem. Int. Ed.* **45**, 3287–3291.

supporting information

Acta Cryst. (2009). E65, m1031–m1032 [doi:10.1107/S1600536809030153]

4,4'-Diazenedioldipyridinium 4-(4-pyridyldiazenyl)pyridinium octacyanidotungstate(V) dihydrate

Su-Yan Qian, Wen-Yan Liu and Ai-Hua Yuan

S1. Comment

Heterometallic cyanido-bridged 4f-4d or 4f-5d assemblies are of high interest in molecular magnetism over the recent years (Chelebaeva *et al.*, 2008; Przychodzeń *et al.*, 2007; Ikeda *et al.*, 2005; Kosaka *et al.*, 2007; Matoga *et al.*, 2005; Wang *et al.*, 2006). The combination of the octacyanometalate $[M(\text{CN})_8]^{3-/4-}$ ($M = \text{Mo}, \text{W}, \text{Nb}$) building blocks with the lanthanide ions are of interest not only in materials science but also in physics and theoretical chemistry, providing interesting cases of investigation. Herein, we employed 4,4'-azpy (4,4'-azobispyridine), $[\text{W}^{\text{V}}(\text{CN})_8]^{3-}$, and Ce^{3+} as building blocks in order to obtain a new lanthanide-containing octacyanotungstate(V)-based magnet. However, the unexpected supramolecular title complex without Ce^{3+} was obtained. We report herein its crystal structure.

The asymmetric unit of the title complex contains two 4,4'-diazenedioldipyridinium, $[\text{H}_2(4,4'\text{-azpy})]^{2+}$, and two (4-pyridyldiazenyl)pyridinium, $[\text{H}(4,4'\text{-azpy})]^+$, cations, two $[\text{W}^{\text{V}}(\text{CN})_8]^{3-}$ anions, and four uncoordinated water molecules (Fig. 1). Each of the W centers is coordinated by eight CN groups in a slightly distorted square antiprism. The average W-C bond distances are 2.153 (8) Å (for W1) and 2.178 (8) Å (for W2).

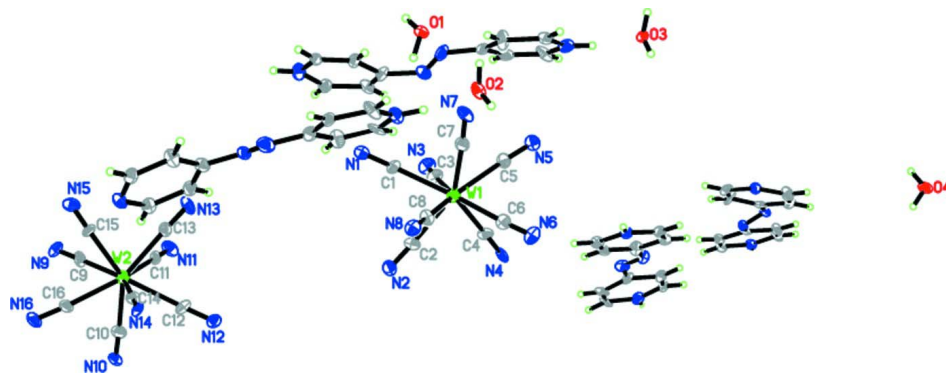
In the crystal structure, intra- and intermolecular N-H \cdots O, N-H \cdots N and O-H \cdots N hydrogen bonds (Table 1) link the $[\text{H}_2(4,4'\text{-azpy})]^{2+}$ and $[\text{H}(4,4'\text{-azpy})]^+$ cations and $[\text{W}(\text{CN})_8]^{3-}$ anions in an alternating fashion to form a two-dimensional layered structure (Fig. 2), in which they are further linked through the highly weak π - π stacking interactions [shortest distance = 4.640 (2) Å] and van der Waals forces between adjacent layers to form a three-dimensional supramolecular network (Fig. 3) as in the similar complex $(\text{C}_{10}\text{H}_{10}\text{N}_4)(\text{C}_{10}\text{H}_9\text{N}_4)[\text{Mo}(\text{CN})_8]\cdot 4\text{H}_2\text{O}$ (Liu *et al.*, 2008).

S2. Experimental

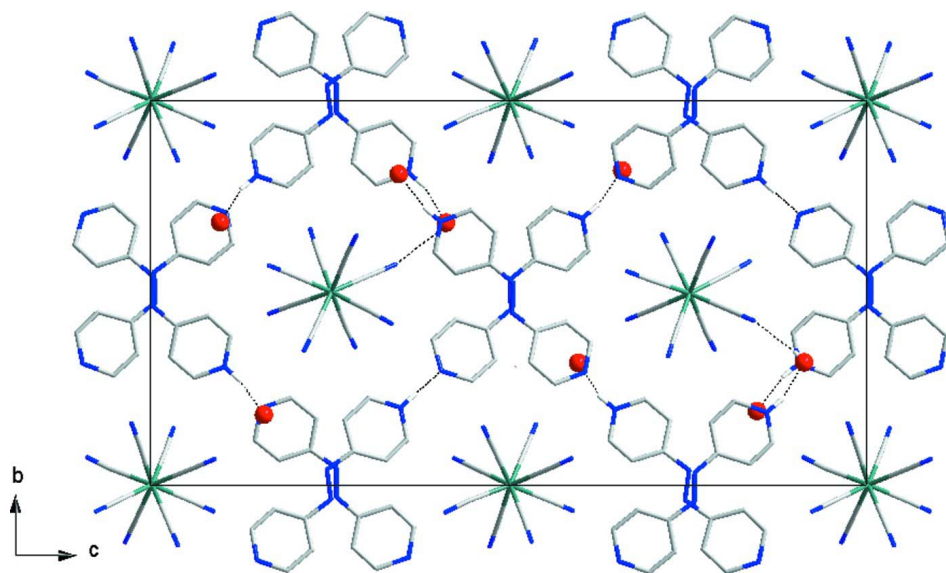
Single crystals of the title complex were prepared at room temperature in the dark by slow diffusion of an acetonitrile solution (2 ml) containing both $\text{Ce}(\text{NO}_3)_3\cdot 6\text{H}_2\text{O}$ (21.71 mg, 0.05 mmol) and 4,4'-azpy (9.21 mg, 0.05 mmol) in an acetonitrile solution (20 ml) of $[\text{HN}(\text{n-C}_4\text{H}_9)_3]_3[\text{W}(\text{CN})_8]\cdot 4\text{H}_2\text{O}$ (46.60 mg, 0.05 mmol). After two weeks, pale yellow crystals were obtained.

S3. Refinement

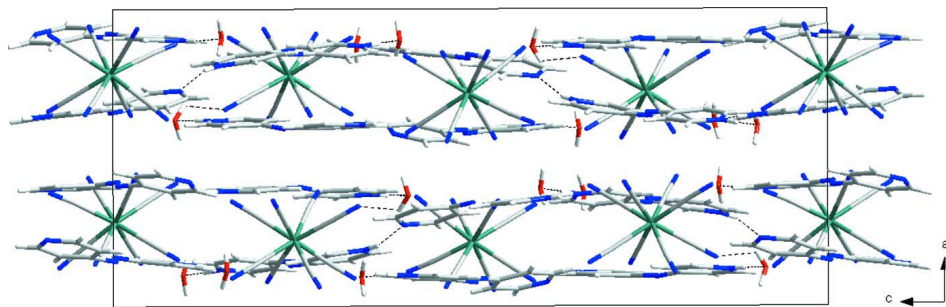
H atoms were positioned geometrically with O-H = 0.85 Å (for H_2O), N-H = 0.86 Å (for NH) and C-H = 0.93 Å, for aromatic H atoms, respectively, and constrained to ride on their parent atoms, with $U_{\text{iso}}(\text{H}) = xU_{\text{eq}}(\text{C}, \text{N}, \text{O})$, where $x = 1.5$ for H_2O H and $x = 1.2$ for all other H atoms.

**Figure 1**

The molecular structure of the title molecule with the partial atom-numbering scheme. Displacement ellipsoids are drawn at the 30% probability level. The atoms of $[\text{H}_2(4,4'\text{-azpy})]^{2+}$ and $[\text{H}(4,4'\text{-azpy})]^+$ cations are not labelled for clarity.

**Figure 2**

A partial packing digram viewed down the a axis. Hydrogen bonds are shown as dashed lines.

**Figure 3**

The three-dimensional supramolecular network.

4,4'-Diazenediylidipyridinium 4-(4-pyridyldiazenyl)pyridinium octacyanidotungstate(V) dihydrate*Crystal data* $(C_{10}H_{10}N_4)(C_{10}H_9N_4)[W(CN)_8] \cdot 2H_2O$ $M_r = 799.46$ Orthorhombic, $P2_12_12_1$

Hall symbol: P 2ac 2ab

 $a = 12.7310$ (16) Å $b = 16.499$ (2) Å $c = 30.704$ (4) Å $V = 6449.3$ (14) Å³ $Z = 8$ $F(000) = 3144$ $D_x = 1.647$ Mg m⁻³Mo $K\alpha$ radiation, $\lambda = 0.71073$ Å

Cell parameters from 3042 reflections

 $\theta = 2.4$ – 23.3° $\mu = 3.64$ mm⁻¹ $T = 291$ K

Pale, yellow

 $0.28 \times 0.22 \times 0.20$ mm*Data collection*Bruker SMART APEX
diffractometer

Radiation source: fine-focus sealed tube

Graphite monochromator

 φ and ω scansAbsorption correction: multi-scan
(*SADABS*; Bruker, 2004) $T_{\min} = 0.391$, $T_{\max} = 0.483$

39717 measured reflections

12501 independent reflections

8553 reflections with $I > 2\sigma(I)$ $R_{\text{int}} = 0.048$ $\theta_{\max} = 26.0^\circ$, $\theta_{\min} = 1.3^\circ$ $h = -15 \rightarrow 15$ $k = -20 \rightarrow 16$ $l = -25 \rightarrow 37$ *Refinement*Refinement on F^2

Least-squares matrix: full

 $R[F^2 > 2\sigma(F^2)] = 0.047$ $wR(F^2) = 0.102$ $S = 1.03$

12501 reflections

847 parameters

0 restraints

Primary atom site location: structure-invariant
direct methodsSecondary atom site location: difference Fourier
mapHydrogen site location: inferred from
neighbouring sites

H-atom parameters constrained

 $w = 1/[\sigma^2(F_o^2) + (0.05P)^2]$ where $P = (F_o^2 + 2F_c^2)/3$ $(\Delta/\sigma)_{\max} < 0.001$ $\Delta\rho_{\max} = 1.35$ e Å⁻³ $\Delta\rho_{\min} = -1.71$ e Å⁻³Absolute structure: Flack (1983), 5514 Friedel
pairs

Absolute structure parameter: 0.045 (10)

Special details

Geometry. All e.s.d.'s (except the e.s.d. in the dihedral angle between two l.s. planes) are estimated using the full covariance matrix. The cell e.s.d.'s are taken into account individually in the estimation of e.s.d.'s in distances, angles and torsion angles; correlations between e.s.d.'s in cell parameters are only used when they are defined by crystal symmetry. An approximate (isotropic) treatment of cell e.s.d.'s is used for estimating e.s.d.'s involving l.s. planes.

Refinement. Refinement of F^2 against ALL reflections. The weighted R -factor wR and goodness of fit S are based on F^2 , conventional R -factors R are based on F , with F set to zero for negative F^2 . The threshold expression of $F^2 > \sigma(F^2)$ is used only for calculating R -factors(gt) etc. and is not relevant to the choice of reflections for refinement. R -factors based on F^2 are statistically about twice as large as those based on F , and R -factors based on ALL data will be even larger.

Fractional atomic coordinates and isotropic or equivalent isotropic displacement parameters (Å²)

	x	y	z	$U_{\text{iso}}^*/U_{\text{eq}}$
C1	0.6378 (6)	0.5473 (4)	0.1970 (3)	0.0297 (18)
C2	0.8138 (6)	0.6063 (5)	0.2335 (3)	0.0313 (18)
C3	0.6200 (5)	0.5979 (5)	0.2747 (3)	0.0336 (19)

C4	0.7952 (5)	0.5479 (5)	0.3113 (3)	0.0342 (19)
C5	0.6367 (6)	0.4511 (5)	0.3072 (3)	0.038 (2)
C6	0.8309 (6)	0.4089 (5)	0.2733 (3)	0.0362 (19)
C7	0.6359 (7)	0.4012 (5)	0.2289 (3)	0.038 (2)
C8	0.8104 (6)	0.4661 (5)	0.1968 (3)	0.0324 (18)
C9	0.6935 (6)	1.1035 (5)	−0.0145 (3)	0.037 (2)
C10	0.8908 (6)	1.0955 (5)	0.0232 (3)	0.040 (2)
C11	0.6993 (6)	1.0445 (4)	0.0620 (3)	0.0301 (17)
C12	0.8724 (6)	0.9562 (5)	0.0597 (3)	0.036 (2)
C13	0.6913 (6)	0.8979 (5)	0.0264 (3)	0.0353 (19)
C14	0.8822 (6)	0.9009 (5)	−0.0216 (3)	0.0318 (18)
C15	0.6849 (6)	0.9547 (5)	−0.0491 (3)	0.0329 (19)
C16	0.8540 (6)	1.0422 (5)	−0.0566 (3)	0.035 (2)
C17	0.7019 (6)	0.6236 (4)	−0.1048 (3)	0.0340 (18)
H17	0.7053	0.6073	−0.1337	0.041*
C18	0.6731 (6)	0.5699 (5)	−0.0733 (3)	0.0355 (19)
H18	0.6568	0.5168	−0.0808	0.043*
C19	0.6678 (6)	0.5951 (5)	−0.0291 (3)	0.0339 (18)
C20	0.6898 (6)	0.6746 (5)	−0.0179 (3)	0.0360 (18)
H20	0.6852	0.6916	0.0109	0.043*
C21	0.7189 (6)	0.7285 (5)	−0.0504 (3)	0.0344 (18)
H21	0.7334	0.7821	−0.0433	0.041*
C22	0.6516 (7)	0.2790 (5)	0.0626 (3)	0.043 (2)
H22	0.6549	0.2236	0.0574	0.052*
C23	0.6590 (6)	0.3321 (5)	0.0289 (3)	0.038 (2)
H23	0.6672	0.3135	0.0005	0.045*
C24	0.6540 (6)	0.4142 (5)	0.0375 (3)	0.038 (2)
C25	0.6430 (7)	0.4397 (6)	0.0816 (3)	0.047 (2)
H25	0.6426	0.4948	0.0880	0.056*
C26	0.6337 (6)	0.3887 (5)	0.1125 (3)	0.040 (2)
H26	0.6229	0.4067	0.1409	0.048*
C27	0.3214 (7)	0.6179 (5)	0.1410 (3)	0.043 (2)
H27	0.3126	0.6004	0.1124	0.051*
C28	0.3426 (6)	0.5650 (5)	0.1707 (3)	0.039 (2)
H28	0.3508	0.5109	0.1628	0.047*
C29	0.3538 (6)	0.5877 (5)	0.2162 (3)	0.037 (2)
C30	0.3463 (6)	0.6675 (5)	0.2279 (3)	0.0355 (19)
H30	0.3544	0.6835	0.2568	0.043*
C31	0.3253 (6)	0.7263 (6)	0.1939 (3)	0.039 (2)
H31	0.3210	0.7811	0.2009	0.047*
C32	0.3825 (6)	0.2770 (5)	0.3084 (3)	0.037 (2)
H32	0.3948	0.2224	0.3028	0.045*
C33	0.3711 (7)	0.3313 (5)	0.2739 (3)	0.046 (2)
H33	0.3769	0.3135	0.2453	0.055*
C34	0.3510 (6)	0.4119 (5)	0.2828 (3)	0.035 (2)
C35	0.3408 (6)	0.4365 (5)	0.3262 (3)	0.040 (2)
H35	0.3246	0.4902	0.3326	0.047*
C36	0.3540 (7)	0.3845 (5)	0.3579 (4)	0.045 (2)

H36	0.3486	0.4027	0.3865	0.054*
C37	0.6111 (6)	0.7734 (5)	0.6976 (3)	0.0336 (19)
H37	0.6148	0.7179	0.7029	0.040*
C38	0.6055 (6)	0.8260 (5)	0.7325 (3)	0.038 (2)
H38	0.6045	0.8064	0.7608	0.046*
C39	0.6013 (6)	0.9083 (5)	0.7244 (3)	0.037 (2)
C40	0.6034 (6)	0.9347 (6)	0.6811 (3)	0.039 (2)
H40	0.6016	0.9901	0.6757	0.047*
C41	0.6078 (6)	0.8834 (5)	0.6467 (3)	0.0330 (18)
H41	0.6086	0.9030	0.6183	0.040*
C42	0.6139 (6)	1.1089 (5)	0.8685 (3)	0.037 (2)
H42	0.6108	1.0914	0.8973	0.045*
C43	0.6087 (6)	1.0550 (5)	0.8382 (3)	0.038 (2)
H43	0.6027	1.0002	0.8451	0.046*
C44	0.6124 (6)	1.0821 (5)	0.7922 (3)	0.035 (2)
C45	0.6253 (6)	1.1616 (5)	0.7834 (3)	0.036 (2)
H45	0.6312	1.1788	0.7547	0.043*
C46	0.6301 (6)	1.2177 (5)	0.8166 (3)	0.036 (2)
H46	0.6372	1.2727	0.8107	0.043*
C47	0.4424 (8)	0.7636 (6)	0.9344 (3)	0.048 (2)
H47	0.4595	0.7095	0.9390	0.058*
C48	0.4385 (6)	0.8192 (5)	0.9690 (3)	0.043 (2)
H48	0.4536	0.8027	0.9973	0.052*
C49	0.4116 (5)	0.8998 (5)	0.9601 (3)	0.035 (2)
C50	0.3877 (6)	0.9236 (6)	0.9184 (3)	0.043 (2)
H50	0.3682	0.9771	0.9134	0.052*
C51	0.3917 (5)	0.8720 (5)	0.8846 (3)	0.036 (2)
H51	0.3762	0.8891	0.8565	0.043*
C52	0.3989 (7)	1.2149 (6)	1.0509 (3)	0.040 (2)
H52	0.3970	1.2702	1.0451	0.048*
C53	0.4044 (5)	1.1586 (4)	1.0177 (3)	0.0294 (18)
H53	0.4041	1.1770	0.9891	0.035*
C54	0.4104 (6)	1.0752 (5)	1.0252 (3)	0.038 (2)
C55	0.4061 (7)	1.0507 (5)	1.0724 (3)	0.042 (2)
H55	0.4091	0.9962	1.0799	0.050*
C56	0.3982 (6)	1.1049 (5)	1.1021 (3)	0.040 (2)
H56	0.3936	1.0879	1.1309	0.047*
N1	0.5960 (5)	0.5701 (4)	0.1664 (2)	0.0311 (15)
N2	0.8569 (6)	0.6651 (4)	0.2237 (3)	0.0438 (18)
N3	0.5657 (5)	0.6483 (5)	0.2883 (3)	0.0446 (19)
N4	0.8368 (5)	0.5730 (4)	0.3427 (2)	0.0308 (15)
N5	0.5944 (5)	0.4196 (4)	0.3371 (2)	0.0376 (17)
N6	0.8863 (5)	0.3586 (4)	0.2865 (2)	0.0353 (16)
N7	0.5832 (5)	0.3496 (4)	0.2153 (2)	0.0365 (17)
N8	0.8538 (5)	0.4451 (4)	0.1666 (3)	0.0368 (17)
N9	0.6442 (5)	1.1600 (4)	-0.0255 (2)	0.0358 (16)
N10	0.9452 (5)	1.1469 (4)	0.0326 (3)	0.0400 (18)
N11	0.6588 (5)	1.0669 (4)	0.0903 (3)	0.0444 (19)

N12	0.9160 (5)	0.9315 (4)	0.0883 (2)	0.0348 (16)
N13	0.6466 (6)	0.8433 (4)	0.0388 (2)	0.0411 (18)
N14	0.9354 (5)	0.8508 (4)	-0.0345 (2)	0.0328 (16)
N15	0.6319 (5)	0.9307 (4)	-0.0754 (3)	0.0392 (18)
N16	0.8838 (6)	1.0715 (4)	-0.0877 (3)	0.046 (2)
N17	0.7265 (5)	0.7036 (4)	-0.0933 (2)	0.0335 (15)
N18	0.6520 (6)	0.5431 (5)	0.0041 (3)	0.0310 (19)
N19	0.6672 (7)	0.4666 (5)	0.0023 (4)	0.046 (2)
N20	0.6395 (6)	0.3066 (4)	0.1039 (3)	0.039 (2)
H20A	0.6355	0.2726	0.1250	0.047*
N21	0.3112 (6)	0.7012 (4)	0.1502 (3)	0.0408 (17)
H21A	0.2969	0.7355	0.1300	0.049*
N22	0.3621 (6)	0.5397 (5)	0.2529 (3)	0.036 (2)
N23	0.3483 (7)	0.4622 (5)	0.2472 (4)	0.045 (2)
N24	0.3757 (6)	0.3036 (4)	0.3505 (3)	0.042 (2)
H24	0.3847	0.2707	0.3719	0.051*
N25	0.6113 (5)	0.8007 (4)	0.6551 (3)	0.0384 (18)
H25A	0.6135	0.7666	0.6339	0.046*
N26	0.6018 (6)	0.9564 (5)	0.7602 (3)	0.032 (2)
N27	0.5977 (7)	1.0325 (5)	0.7605 (3)	0.042 (3)
N28	0.6237 (5)	1.1889 (4)	0.8611 (3)	0.0406 (18)
H28A	0.6261	1.2224	0.8825	0.049*
N29	0.4199 (5)	0.7923 (4)	0.8931 (2)	0.0364 (17)
N30	0.4065 (5)	0.9466 (4)	0.9941 (3)	0.0328 (18)
N31	0.4201 (5)	1.0249 (4)	0.9923 (3)	0.0333 (19)
N32	0.3964 (5)	1.1847 (4)	1.0941 (2)	0.0324 (16)
H32A	0.3935	1.2182	1.1155	0.039*
H2B	0.5658	0.1548	0.1525	0.049*
H2C	0.6739	0.1518	0.1581	0.049*
O1	0.4023 (4)	0.3080 (3)	0.15273 (19)	0.0362 (14)
H1B	0.4589	0.3347	0.1495	0.054*
H1C	0.3500	0.3393	0.1489	0.054*
O2	0.6195 (5)	0.1824 (4)	0.1591 (2)	0.0351 (16)
O3	0.3947 (4)	0.1827 (3)	0.4021 (2)	0.0330 (15)
H3B	0.3470	0.1481	0.3969	0.050*
H3C	0.4546	0.1610	0.3984	0.050*
O4	0.6277 (4)	0.3185 (4)	0.9132 (2)	0.0415 (15)
H4B	0.5687	0.3385	0.9059	0.062*
H4C	0.6767	0.3445	0.9007	0.062*
W1	0.721961 (19)	0.50218 (3)	0.253569 (10)	0.03326 (9)
W2	0.783580 (19)	1.00055 (3)	0.003054 (9)	0.03288 (8)

Atomic displacement parameters (\AA^2)

	U^{11}	U^{22}	U^{33}	U^{12}	U^{13}	U^{23}
C1	0.035 (4)	0.024 (4)	0.030 (5)	0.000 (3)	-0.011 (4)	-0.009 (4)
C2	0.029 (3)	0.034 (4)	0.031 (5)	-0.006 (3)	0.008 (3)	-0.013 (4)
C3	0.025 (4)	0.039 (5)	0.036 (5)	0.010 (3)	0.003 (3)	-0.011 (4)

C4	0.025 (4)	0.053 (5)	0.024 (5)	-0.006 (3)	0.001 (3)	-0.012 (4)
C5	0.038 (4)	0.049 (5)	0.026 (5)	-0.001 (4)	0.005 (4)	0.000 (4)
C6	0.038 (4)	0.041 (5)	0.030 (5)	0.003 (4)	0.004 (4)	-0.004 (4)
C7	0.042 (4)	0.047 (5)	0.025 (5)	-0.011 (4)	-0.001 (4)	0.001 (4)
C8	0.043 (4)	0.023 (4)	0.032 (5)	0.002 (3)	0.005 (4)	-0.005 (3)
C9	0.040 (4)	0.033 (4)	0.038 (6)	0.010 (3)	0.010 (4)	0.014 (4)
C10	0.035 (4)	0.045 (5)	0.039 (6)	-0.010 (4)	0.003 (4)	-0.004 (4)
C11	0.036 (4)	0.025 (4)	0.029 (5)	0.001 (3)	-0.005 (4)	0.005 (3)
C12	0.033 (4)	0.039 (5)	0.037 (5)	0.007 (3)	-0.015 (4)	-0.008 (4)
C13	0.040 (4)	0.038 (5)	0.028 (5)	-0.004 (3)	-0.001 (3)	0.003 (4)
C14	0.028 (4)	0.034 (4)	0.033 (5)	-0.002 (3)	-0.001 (3)	0.000 (4)
C15	0.026 (3)	0.047 (5)	0.026 (5)	-0.001 (3)	-0.012 (3)	-0.001 (4)
C16	0.029 (4)	0.030 (4)	0.045 (6)	-0.004 (3)	0.002 (4)	0.008 (4)
C17	0.035 (4)	0.032 (4)	0.035 (5)	0.010 (3)	-0.001 (3)	0.001 (4)
C18	0.048 (5)	0.030 (4)	0.029 (5)	0.007 (3)	0.018 (4)	-0.010 (4)
C19	0.034 (4)	0.034 (4)	0.033 (5)	-0.003 (3)	0.005 (3)	-0.005 (4)
C20	0.042 (4)	0.037 (4)	0.029 (5)	-0.005 (3)	-0.005 (3)	0.000 (4)
C21	0.035 (4)	0.030 (4)	0.038 (5)	0.011 (4)	0.004 (4)	0.002 (4)
C22	0.047 (5)	0.034 (5)	0.049 (6)	-0.004 (4)	0.027 (4)	0.003 (4)
C23	0.043 (4)	0.027 (4)	0.044 (6)	-0.012 (3)	-0.023 (4)	0.008 (4)
C24	0.029 (4)	0.032 (4)	0.051 (6)	0.008 (3)	-0.004 (4)	0.010 (4)
C25	0.058 (5)	0.040 (5)	0.041 (6)	-0.001 (4)	0.002 (5)	0.001 (5)
C26	0.025 (4)	0.034 (5)	0.060 (7)	-0.017 (3)	0.016 (4)	0.002 (4)
C27	0.046 (4)	0.031 (4)	0.052 (6)	-0.022 (4)	-0.023 (4)	0.018 (4)
C28	0.044 (4)	0.038 (5)	0.036 (5)	-0.006 (4)	-0.013 (4)	0.009 (4)
C29	0.039 (4)	0.040 (5)	0.032 (5)	0.007 (4)	-0.014 (4)	0.000 (4)
C30	0.037 (4)	0.041 (5)	0.029 (5)	-0.004 (3)	0.021 (4)	-0.005 (4)
C31	0.030 (4)	0.051 (5)	0.036 (5)	0.004 (4)	-0.001 (3)	0.007 (4)
C32	0.034 (4)	0.033 (5)	0.045 (6)	-0.010 (3)	-0.002 (4)	-0.001 (4)
C33	0.055 (5)	0.029 (5)	0.054 (7)	0.027 (4)	0.007 (4)	0.013 (4)
C34	0.034 (4)	0.027 (4)	0.045 (6)	-0.011 (3)	-0.018 (4)	0.001 (4)
C35	0.037 (4)	0.031 (4)	0.050 (6)	-0.014 (3)	-0.012 (4)	-0.010 (4)
C36	0.044 (5)	0.030 (5)	0.061 (7)	-0.007 (4)	0.027 (5)	0.000 (4)
C37	0.036 (4)	0.025 (4)	0.040 (6)	-0.006 (3)	-0.011 (4)	-0.002 (4)
C38	0.033 (4)	0.039 (5)	0.044 (6)	-0.005 (3)	0.000 (4)	-0.011 (4)
C39	0.042 (4)	0.038 (5)	0.032 (5)	0.015 (4)	0.012 (4)	-0.008 (4)
C40	0.038 (4)	0.051 (5)	0.029 (5)	-0.021 (4)	-0.001 (3)	-0.004 (4)
C41	0.041 (4)	0.031 (4)	0.027 (5)	-0.009 (3)	-0.003 (3)	-0.011 (4)
C42	0.038 (4)	0.034 (5)	0.039 (6)	-0.001 (3)	-0.010 (4)	0.010 (4)
C43	0.033 (4)	0.031 (5)	0.051 (6)	0.011 (3)	-0.002 (4)	0.006 (4)
C44	0.030 (4)	0.029 (4)	0.047 (6)	0.010 (3)	-0.016 (4)	-0.005 (4)
C45	0.030 (4)	0.034 (4)	0.044 (6)	-0.017 (3)	0.004 (3)	-0.009 (4)
C46	0.039 (4)	0.035 (5)	0.034 (5)	-0.021 (3)	0.015 (4)	-0.004 (4)
C47	0.068 (6)	0.048 (5)	0.028 (5)	-0.010 (5)	0.008 (4)	0.004 (4)
C48	0.042 (4)	0.040 (5)	0.048 (6)	-0.003 (4)	-0.017 (4)	0.001 (4)
C49	0.021 (3)	0.038 (5)	0.046 (6)	-0.014 (3)	-0.002 (3)	0.004 (4)
C50	0.042 (4)	0.048 (5)	0.038 (6)	0.017 (4)	-0.027 (4)	-0.003 (4)
C51	0.019 (3)	0.048 (5)	0.040 (6)	0.015 (3)	0.003 (3)	-0.002 (4)

C52	0.048 (5)	0.050 (5)	0.023 (5)	-0.014 (4)	0.001 (4)	-0.004 (4)
C53	0.031 (4)	0.025 (4)	0.033 (5)	-0.001 (3)	0.005 (3)	-0.002 (3)
C54	0.026 (4)	0.043 (5)	0.044 (6)	-0.020 (3)	-0.006 (4)	0.008 (4)
C55	0.052 (5)	0.028 (5)	0.045 (6)	-0.004 (4)	0.001 (4)	0.006 (4)
C56	0.041 (4)	0.040 (5)	0.038 (6)	-0.013 (4)	0.017 (4)	0.005 (4)
N1	0.035 (3)	0.026 (3)	0.032 (4)	-0.003 (3)	0.003 (3)	-0.009 (3)
N2	0.048 (4)	0.044 (4)	0.040 (5)	-0.009 (3)	-0.002 (3)	0.008 (4)
N3	0.040 (4)	0.048 (5)	0.046 (5)	0.012 (3)	0.001 (3)	-0.009 (4)
N4	0.045 (4)	0.028 (3)	0.019 (4)	-0.013 (3)	0.011 (3)	0.000 (3)
N5	0.035 (3)	0.039 (4)	0.039 (5)	0.009 (3)	0.013 (3)	-0.002 (3)
N6	0.047 (4)	0.036 (4)	0.022 (4)	0.012 (3)	-0.006 (3)	-0.018 (3)
N7	0.038 (3)	0.028 (4)	0.043 (5)	-0.001 (3)	0.021 (3)	-0.001 (3)
N8	0.044 (4)	0.036 (4)	0.030 (4)	-0.002 (3)	-0.004 (3)	-0.011 (3)
N9	0.035 (3)	0.047 (4)	0.025 (4)	0.012 (3)	-0.010 (3)	-0.009 (3)
N10	0.037 (3)	0.041 (4)	0.042 (5)	-0.018 (3)	0.001 (3)	0.010 (3)
N11	0.040 (4)	0.037 (4)	0.057 (6)	0.006 (3)	0.021 (4)	0.003 (4)
N12	0.026 (3)	0.049 (4)	0.030 (4)	0.009 (3)	0.002 (3)	-0.003 (3)
N13	0.064 (4)	0.039 (4)	0.020 (4)	-0.015 (4)	0.017 (3)	-0.004 (3)
N14	0.028 (3)	0.033 (4)	0.038 (4)	0.010 (3)	-0.012 (3)	0.013 (3)
N15	0.035 (3)	0.039 (4)	0.044 (5)	-0.009 (3)	0.004 (3)	-0.012 (4)
N16	0.044 (4)	0.034 (4)	0.060 (6)	-0.011 (3)	0.005 (4)	0.020 (4)
N17	0.036 (3)	0.036 (4)	0.029 (4)	-0.002 (3)	0.013 (3)	-0.002 (3)
N18	0.021 (3)	0.037 (4)	0.035 (5)	0.002 (3)	0.007 (3)	0.008 (4)
N19	0.044 (5)	0.038 (4)	0.057 (7)	-0.009 (3)	-0.001 (5)	-0.001 (4)
N20	0.041 (4)	0.032 (4)	0.044 (5)	-0.002 (3)	0.007 (4)	0.007 (4)
N21	0.049 (4)	0.034 (4)	0.039 (5)	0.009 (3)	0.004 (3)	0.004 (3)
N22	0.033 (4)	0.041 (4)	0.035 (5)	-0.004 (3)	0.012 (4)	-0.001 (4)
N23	0.049 (5)	0.030 (4)	0.056 (6)	0.006 (3)	-0.028 (5)	0.008 (4)
N24	0.045 (4)	0.026 (4)	0.055 (6)	-0.010 (3)	-0.023 (4)	-0.006 (4)
N25	0.039 (4)	0.029 (4)	0.047 (5)	-0.008 (3)	-0.011 (3)	0.003 (3)
N26	0.039 (4)	0.032 (4)	0.026 (5)	0.009 (3)	-0.001 (4)	-0.005 (3)
N27	0.048 (5)	0.035 (4)	0.044 (6)	-0.016 (3)	-0.015 (4)	-0.016 (4)
N28	0.041 (4)	0.043 (4)	0.038 (5)	0.000 (3)	-0.010 (3)	-0.001 (4)
N29	0.042 (4)	0.032 (4)	0.034 (4)	-0.012 (3)	-0.013 (3)	0.003 (3)
N30	0.032 (3)	0.033 (4)	0.033 (5)	-0.013 (3)	0.003 (3)	0.002 (4)
N31	0.028 (3)	0.024 (4)	0.049 (5)	0.004 (2)	0.003 (3)	0.012 (3)
N32	0.038 (3)	0.039 (4)	0.021 (4)	-0.012 (3)	-0.002 (3)	-0.002 (3)
O1	0.025 (3)	0.042 (3)	0.042 (4)	-0.007 (2)	0.002 (2)	0.011 (3)
O2	0.042 (3)	0.028 (3)	0.036 (4)	0.001 (3)	0.013 (3)	0.004 (3)
O3	0.033 (3)	0.035 (3)	0.032 (3)	-0.012 (3)	-0.017 (3)	0.008 (3)
O4	0.038 (3)	0.037 (3)	0.050 (4)	-0.017 (3)	-0.004 (3)	-0.003 (3)
W1	0.03339 (12)	0.03505 (16)	0.03134 (19)	0.0016 (3)	-0.00019 (12)	-0.0005 (3)
W2	0.03320 (13)	0.03300 (16)	0.03245 (19)	-0.0027 (3)	0.00128 (11)	-0.0007 (2)

Geometric parameters (Å, °)

C1—N1	1.143 (10)	C33—H33	0.9300
C1—W1	2.173 (8)	C34—N23	1.373 (13)

C2—N2	1.154 (10)	C34—C35	1.400 (12)
C2—W1	2.167 (8)	C35—C36	1.308 (13)
C3—N3	1.159 (10)	C35—H35	0.9300
C3—W1	2.145 (7)	C36—N24	1.382 (11)
C4—N4	1.175 (10)	C36—H36	0.9300
C4—W1	2.140 (8)	C37—N25	1.379 (11)
C5—N5	1.183 (10)	C37—C38	1.380 (12)
C5—W1	2.146 (9)	C37—H37	0.9300
C6—N6	1.162 (10)	C38—C39	1.381 (12)
C6—W1	2.159 (8)	C38—H38	0.9300
C7—N7	1.162 (10)	C39—N26	1.355 (11)
C7—W1	2.133 (8)	C39—C40	1.399 (12)
C8—N8	1.134 (11)	C40—C41	1.354 (11)
C8—W1	2.159 (9)	C40—H40	0.9300
C9—N9	1.174 (10)	C41—N25	1.390 (10)
C9—W2	2.119 (7)	C41—H41	0.9300
C10—N10	1.132 (10)	C42—C43	1.289 (12)
C10—W2	2.168 (8)	C42—N28	1.344 (10)
C11—N11	1.076 (11)	C42—H42	0.9300
C11—W2	2.225 (9)	C43—C44	1.483 (13)
C12—N12	1.115 (10)	C43—H43	0.9300
C12—W2	2.200 (8)	C44—N27	1.285 (12)
C13—N13	1.131 (10)	C44—C45	1.349 (11)
C13—W2	2.183 (8)	C45—C46	1.379 (11)
C14—N14	1.141 (10)	C45—H45	0.9300
C14—W2	2.202 (8)	C46—N28	1.449 (11)
C15—N15	1.125 (10)	C46—H46	0.9300
C15—W2	2.172 (8)	C47—N29	1.384 (12)
C16—N16	1.134 (11)	C47—C48	1.404 (13)
C16—W2	2.152 (9)	C47—H47	0.9300
C17—C18	1.360 (11)	C48—C49	1.400 (11)
C17—N17	1.402 (10)	C48—H48	0.9300
C17—H17	0.9300	C49—N30	1.300 (12)
C18—C19	1.421 (11)	C49—C50	1.375 (12)
C18—H18	0.9300	C50—C51	1.343 (12)
C19—N18	1.349 (12)	C50—H50	0.9300
C19—C20	1.385 (11)	C51—N29	1.387 (10)
C20—C21	1.387 (11)	C51—H51	0.9300
C20—H20	0.9300	C52—C53	1.379 (12)
C21—N17	1.382 (11)	C52—N32	1.417 (11)
C21—H21	0.9300	C52—H52	0.9300
C22—N20	1.355 (12)	C53—C54	1.397 (11)
C22—C23	1.361 (12)	C53—H53	0.9300
C22—H22	0.9300	C54—N31	1.316 (12)
C23—C24	1.381 (11)	C54—C55	1.503 (13)
C23—H23	0.9300	C55—C56	1.282 (12)
C24—N19	1.394 (13)	C55—H55	0.9300
C24—C25	1.426 (13)	C56—N32	1.339 (10)

C25—C26	1.273 (12)	C56—H56	0.9300
C25—H25	0.9300	N18—N19	1.278 (9)
C26—N20	1.382 (10)	N20—H20A	0.8600
C26—H26	0.9300	N21—H21A	0.8600
C27—C28	1.290 (11)	N22—N23	1.303 (9)
C27—N21	1.409 (10)	N24—H24	0.8600
C27—H27	0.9300	N25—H25A	0.8600
C28—C29	1.454 (12)	N26—N27	1.257 (8)
C28—H28	0.9300	N28—H28A	0.8600
C29—C30	1.369 (11)	N30—N31	1.303 (10)
C29—N22	1.383 (12)	N32—H32A	0.8600
C30—C31	1.450 (12)	O1—H1B	0.8499
C30—H30	0.9300	O1—H1C	0.8501
C31—N21	1.416 (11)	O2—H2B	0.8456
C31—H31	0.9300	O2—H2C	0.8576
C32—N24	1.367 (12)	O3—H3B	0.8499
C32—C33	1.396 (12)	O3—H3C	0.8499
C32—H32	0.9300	O4—H4B	0.8501
C33—C34	1.382 (11)	O4—H4C	0.8500
N1—C1—W1	177.8 (7)	N30—C49—C50	124.5 (8)
N2—C2—W1	175.2 (7)	N30—C49—C48	114.9 (8)
N3—C3—W1	176.5 (8)	C50—C49—C48	120.5 (9)
N4—C4—W1	179.0 (7)	C51—C50—C49	122.0 (8)
N5—C5—W1	176.1 (7)	C51—C50—H50	119.0
N6—C6—W1	175.5 (7)	C49—C50—H50	119.0
N7—C7—W1	175.5 (8)	C50—C51—N29	117.8 (8)
N8—C8—W1	177.3 (7)	C50—C51—H51	121.1
N9—C9—W2	178.0 (8)	N29—C51—H51	121.1
N10—C10—W2	177.6 (8)	C53—C52—N32	117.1 (8)
N11—C11—W2	179.0 (7)	C53—C52—H52	121.5
N12—C12—W2	177.9 (7)	N32—C52—H52	121.5
N13—C13—W2	177.6 (8)	C52—C53—C54	122.9 (9)
N14—C14—W2	178.2 (7)	C52—C53—H53	118.5
N15—C15—W2	178.3 (8)	C54—C53—H53	118.5
N16—C16—W2	172.3 (7)	N31—C54—C53	120.0 (8)
C18—C17—N17	119.7 (8)	N31—C54—C55	125.0 (8)
C18—C17—H17	120.2	C53—C54—C55	115.0 (8)
N17—C17—H17	120.2	C56—C55—C54	120.0 (8)
C17—C18—C19	120.0 (8)	C56—C55—H55	120.0
C17—C18—H18	120.0	C54—C55—H55	120.0
C19—C18—H18	120.0	C55—C56—N32	123.8 (9)
N18—C19—C20	116.4 (8)	C55—C56—H56	118.1
N18—C19—C18	122.9 (8)	N32—C56—H56	118.1
C20—C19—C18	120.4 (8)	C21—N17—C17	120.2 (7)
C19—C20—C21	118.8 (8)	N19—N18—C19	125.0 (11)
C19—C20—H20	120.6	N18—N19—C24	124.1 (12)
C21—C20—H20	120.6	C22—N20—C26	121.0 (8)

N17—C21—C20	121.0 (7)	C22—N20—H20A	119.5
N17—C21—H21	119.5	C26—N20—H20A	119.5
C20—C21—H21	119.5	C27—N21—C31	117.7 (7)
N20—C22—C23	120.2 (8)	C27—N21—H21A	121.1
N20—C22—H22	119.9	C31—N21—H21A	121.1
C23—C22—H22	119.9	N23—N22—C29	116.2 (11)
C22—C23—C24	118.8 (9)	N22—N23—C34	118.8 (11)
C22—C23—H23	120.6	C32—N24—C36	118.6 (9)
C24—C23—H23	120.6	C32—N24—H24	120.7
C23—C24—N19	117.0 (9)	C36—N24—H24	120.7
C23—C24—C25	118.5 (9)	C37—N25—C41	119.7 (8)
N19—C24—C25	124.4 (8)	C37—N25—H25A	120.1
C26—C25—C24	121.4 (9)	C41—N25—H25A	120.1
C26—C25—H25	119.3	N27—N26—C39	126.3 (10)
C24—C25—H25	119.3	N26—N27—C44	129.6 (11)
C25—C26—N20	120.0 (10)	C42—N28—C46	119.1 (8)
C25—C26—H26	120.0	C42—N28—H28A	120.4
N20—C26—H26	120.0	C46—N28—H28A	120.4
C28—C27—N21	122.4 (9)	C47—N29—C51	123.4 (8)
C28—C27—H27	118.8	C49—N30—N31	123.2 (9)
N21—C27—H27	118.8	N30—N31—C54	125.5 (9)
C27—C28—C29	121.7 (9)	C56—N32—C52	121.1 (8)
C27—C28—H28	119.1	C56—N32—H32A	119.4
C29—C28—H28	119.1	C52—N32—H32A	119.4
C30—C29—N22	109.9 (8)	H1B—O1—H1C	109.5
C30—C29—C28	119.6 (8)	H2B—O2—H2C	109.2
N22—C29—C28	130.1 (8)	H3B—O3—H3C	109.5
C29—C30—C31	117.8 (8)	H4B—O4—H4C	109.5
C29—C30—H30	121.1	C7—W1—C4	142.5 (3)
C31—C30—H30	121.1	C7—W1—C3	111.8 (3)
N21—C31—C30	120.6 (8)	C4—W1—C3	75.8 (3)
N21—C31—H31	119.7	C7—W1—C5	72.9 (3)
C30—C31—H31	119.7	C4—W1—C5	73.9 (3)
N24—C32—C33	120.3 (8)	C3—W1—C5	75.6 (3)
N24—C32—H32	119.8	C7—W1—C6	82.7 (3)
C33—C32—H32	119.8	C4—W1—C6	74.9 (3)
C34—C33—C32	119.1 (9)	C3—W1—C6	146.0 (3)
C34—C33—H33	120.4	C5—W1—C6	80.2 (3)
C32—C33—H33	120.4	C7—W1—C8	76.5 (3)
N23—C34—C33	115.4 (9)	C4—W1—C8	122.6 (3)
N23—C34—C35	125.5 (8)	C3—W1—C8	139.7 (3)
C33—C34—C35	119.0 (8)	C5—W1—C8	140.8 (3)
C36—C35—C34	120.4 (8)	C6—W1—C8	72.2 (3)
C36—C35—H35	119.8	C7—W1—C2	142.7 (3)
C34—C35—H35	119.8	C4—W1—C2	73.8 (3)
C35—C36—N24	122.4 (10)	C3—W1—C2	80.1 (3)
C35—C36—H36	118.8	C5—W1—C2	143.4 (3)
N24—C36—H36	118.8	C6—W1—C2	107.3 (3)

N25—C37—C38	121.8 (8)	C8—W1—C2	73.0 (3)
N25—C37—H37	119.1	C7—W1—C1	74.4 (3)
C38—C37—H37	119.1	C4—W1—C1	139.2 (3)
C37—C38—C39	118.8 (9)	C3—W1—C1	72.0 (3)
C37—C38—H38	120.6	C5—W1—C1	120.0 (3)
C39—C38—H38	120.6	C6—W1—C1	141.8 (3)
N26—C39—C38	115.5 (8)	C8—W1—C1	72.9 (3)
N26—C39—C40	126.0 (8)	C2—W1—C1	76.6 (3)
C38—C39—C40	118.4 (8)	C9—W2—C16	75.7 (3)
C41—C40—C39	123.2 (9)	C9—W2—C10	80.4 (3)
C41—C40—H40	118.4	C16—W2—C10	75.5 (3)
C39—C40—H40	118.4	C9—W2—C15	77.2 (3)
C40—C41—N25	118.1 (9)	C16—W2—C15	74.0 (3)
C40—C41—H41	121.0	C10—W2—C15	145.7 (3)
N25—C41—H41	121.0	C9—W2—C13	114.5 (3)
C43—C42—N28	124.1 (9)	C16—W2—C13	138.7 (3)
C43—C42—H42	117.9	C10—W2—C13	143.7 (3)
N28—C42—H42	117.9	C15—W2—C13	70.2 (3)
C42—C43—C44	118.5 (8)	C9—W2—C12	138.2 (3)
C42—C43—H43	120.8	C16—W2—C12	124.4 (3)
C44—C43—H43	120.8	C10—W2—C12	72.0 (3)
N27—C44—C45	119.0 (9)	C15—W2—C12	139.9 (3)
N27—C44—C43	121.6 (8)	C13—W2—C12	76.0 (3)
C45—C44—C43	119.3 (8)	C9—W2—C14	145.0 (3)
C44—C45—C46	120.6 (9)	C16—W2—C14	73.0 (3)
C44—C45—H45	119.7	C10—W2—C14	106.2 (3)
C46—C45—H45	119.7	C15—W2—C14	79.4 (3)
C45—C46—N28	118.3 (8)	C13—W2—C14	80.8 (3)
C45—C46—H46	120.8	C12—W2—C14	74.4 (3)
N28—C46—H46	120.8	C9—W2—C11	71.6 (3)
N29—C47—C48	117.5 (9)	C16—W2—C11	142.1 (3)
N29—C47—H47	121.2	C10—W2—C11	80.6 (3)
C48—C47—H47	121.2	C15—W2—C11	115.7 (3)
C49—C48—C47	118.8 (9)	C13—W2—C11	74.1 (3)
C49—C48—H48	120.6	C12—W2—C11	73.4 (3)
C47—C48—H48	120.6	C14—W2—C11	142.9 (3)

Hydrogen-bond geometry (Å, °)

<i>D</i> —H \cdots <i>A</i>	<i>D</i> —H	H \cdots <i>A</i>	<i>D</i> \cdots <i>A</i>	<i>D</i> —H \cdots <i>A</i>
N20—H20 <i>A</i> \cdots O2	0.86	1.83	2.671 (10)	166
N21—H21 <i>A</i> \cdots N17 ⁱ	0.86	1.76	2.586 (10)	162
N24—H24 \cdots O3	0.86	1.73	2.560 (10)	162
N28—H28 <i>A</i> \cdots O4 ⁱⁱ	0.86	1.84	2.670 (10)	161
N32—H32 <i>A</i> \cdots O1 ⁱⁱⁱ	0.86	1.88	2.719 (10)	166
O2—H2 <i>B</i> \cdots N3 ^{iv}	0.85	2.47	2.914 (10)	113
O1—H1 <i>B</i> \cdots N7	0.85	2.58	3.076 (10)	119
O4—H4 <i>C</i> \cdots N4 ^v	0.85	2.25	2.845 (9)	127

O3—H3C···N14 ^v	0.85	2.50	2.960 (9)	115
O4—H4B···N10 ^{vi}	0.85	2.47	2.913 (9)	114

Symmetry codes: (i) $x-1/2, -y+3/2, -z$; (ii) $x, y+1, z$; (iii) $x, y+1, z+1$; (iv) $-x+1, y-1/2, -z+1/2$; (v) $-x+3/2, -y+1, z+1/2$; (vi) $x-1/2, -y+3/2, -z+1$.