

**catena-Poly[[[bis[4-(1*H*-1,3,7,8-tetraazacyclopenta[*l*]phenanthren-2-yl)phenol- $\kappa^2 N^7, N^8$ ]manganese(II)]- $\mu$ -naphthalene-1,4-dicarboxylato- $\kappa^2 O^1:O^4$ ]naphthalene-1,4-dicarboxylic acid hemisolvate monohydrate]**

Heng-Da Li,<sup>a</sup> Xiu-Ying Li,<sup>a</sup> Mao-Liang Xu<sup>b</sup> and Seik Weng Ng<sup>c\*</sup>

<sup>a</sup>Department of Chemistry, Jilin Normal University, Siping 136000, People's Republic of China, <sup>b</sup>Xi'an Modern Chemistry Research Institute, Xi'an 710065, People's Republic of China, and <sup>c</sup>Department of Chemistry, University of Malaya, 50603 Kuala Lumpur, Malaysia  
Correspondence e-mail: seikweng@um.edu.my

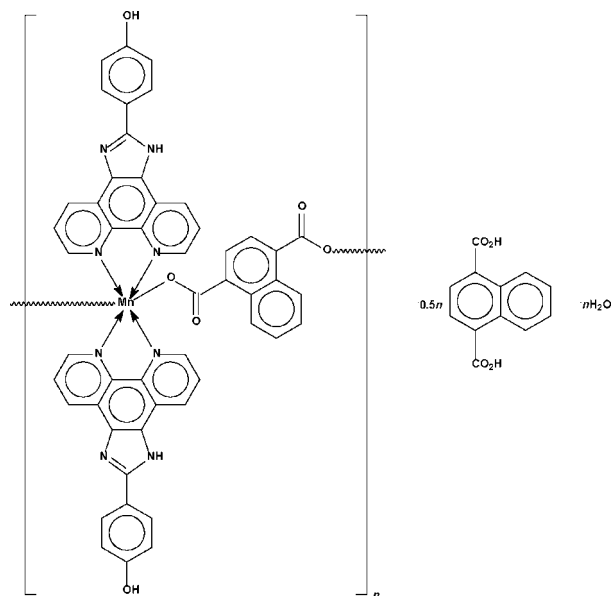
Received 16 January 2008; accepted 18 April 2008

Key indicators: single-crystal X-ray study;  $T = 295$  K; mean  $\sigma(C-C) = 0.005$  Å; disorder in main residue;  $R$  factor = 0.061;  $wR$  factor = 0.170; data-to-parameter ratio = 14.0.

The 1,4-dicarboxylate dianions in the title compound,  $[Mn(C_{12}H_6O_4)(C_{19}H_{12}N_4O)_2] \cdot 0.5C_{12}H_8O_4 \cdot H_2O$ , bond to two 4-(1*H*-1,3,7,8-tetraazacyclopenta[*l*]phenanthren-2-yl)phenol-chelated Mn atoms to form a chain that features the metal atom in an octahedral coordination geometry. Adjacent chains interact with the uncoordinated water molecules to form a three-dimensional network. The naphthalene-1,4-dicarboxylic acid solvent molecule, which is disordered about a centre of inversion, occupies the space within the network but is not bonded to the network. One NH group is disordered equally over two positions.

## Related literature

There are several studies of (2-phenyl-1*H*-1,3,7,8-tetraazacyclopenta[*l*]phenanthrene-chelated manganese dicarboxylates (see, for example, Li *et al.*, 2008). The 4-hydroxy-substituted *N*-heterocycle forms an adduct with manganese(II) terephthalate (see Che *et al.*, 2006).



## Experimental

### Crystal data

$[Mn(C_{12}H_6O_4)(C_{19}H_{12}N_4O)_2] \cdot 0.5C_{12}H_8O_4 \cdot H_2O$   
 $M_r = 1019.87$   
Monoclinic,  $C2/c$   
 $a = 48.398$  (15) Å  
 $b = 9.089$  (2) Å  
 $c = 20.598$  (6) Å

$\beta = 103.20$  (1)°  
 $V = 8821$  (4) Å<sup>3</sup>  
 $Z = 8$   
Mo  $K\alpha$  radiation  
 $\mu = 0.38$  mm<sup>-1</sup>  
 $T = 295$  (2) K  
 $0.31 \times 0.25 \times 0.18$  mm

### Data collection

Rigaku R-Axis RAPID diffractometer  
Absorption correction: multi-scan (*ABSCOR*; Higashi, 1995)  
 $T_{min} = 0.820$ ,  $T_{max} = 1.000$   
(expected range = 0.767–0.935)

40785 measured reflections  
10014 independent reflections  
5868 reflections with  $I > 2\sigma(I)$   
 $R_{int} = 0.084$

### Refinement

$R[F^2 > 2\sigma(F^2)] = 0.060$   
 $wR(F^2) = 0.170$   
 $S = 1.03$   
10014 reflections  
717 parameters

116 restraints  
H-atom parameters constrained  
 $\Delta\rho_{max} = 1.35$  e Å<sup>-3</sup>  
 $\Delta\rho_{min} = -0.42$  e Å<sup>-3</sup>

**Table 1**

Selected geometric parameters (Å, °).

Mn1—O1	2.146 (2)	Mn1—N4	2.245 (3)
Mn1—O3 <sup>i</sup>	2.108 (2)	Mn1—N5	2.265 (3)
Mn1—N1	2.282 (3)	Mn1—N8	2.307 (3)
O1—Mn1—O3 <sup>i</sup>	95.0 (1)	O3 <sup>i</sup> —Mn1—N8	87.1 (1)
O1—Mn1—N1	87.1 (1)	N1—Mn1—N4	73.4 (1)
O1—Mn1—N4	97.6 (1)	N1—Mn1—N5	89.5 (1)
O1—Mn1—N5	97.9 (1)	N1—Mn1—N8	93.4 (1)
O1—Mn1—N8	169.9 (1)	N4—Mn1—N5	156.2 (1)
O3 <sup>i</sup> —Mn1—N1	165.2 (1)	N4—Mn1—N8	92.2 (1)
O3 <sup>i</sup> —Mn1—N4	91.8 (1)	N5—Mn1—N8	72.0 (1)
O3 <sup>i</sup> —Mn1—N5	104.8 (1)		

Symmetry code: (i)  $x, -y + 1, z + \frac{1}{2}$ .

**Table 2**  
Hydrogen-bond geometry (Å, °).

$D-H\cdots A$	$D-H$	$H\cdots A$	$D\cdots A$	$D-H\cdots A$
O5—H5O $\cdots$ N2 <sup>ii</sup>	0.82	1.93	2.737 (4)	168
O6—H6O $\cdots$ O1W <sup>iii</sup>	0.82	1.85	2.656 (4)	168
N3—H3N $\cdots$ O2 <sup>iv</sup>	0.86	1.97	2.813 (4)	166
N6—H6N $\cdots$ O9	0.86	2.00	2.728 (6)	142
N7—H7N $\cdots$ O10 <sup>v</sup>	0.86	1.83	2.685 (6)	178
O1W—H1W2 $\cdots$ O1	0.82	1.94	2.754 (4)	173
O1W—H1W1 $\cdots$ O4 <sup>i</sup>	0.82	2.19	3.007 (6)	173

Symmetry codes: (i)  $x, -y + 1, z + \frac{1}{2}$ ; (ii)  $-x + \frac{3}{2}, y - \frac{1}{2}, -z + \frac{1}{2}$ ; (iii)  $-x + 1, -y + 1, -z + 1$ ; (iv)  $-x + \frac{3}{2}, -y + \frac{1}{2}, -z + 1$ ; (v)  $-x + 1, -y, -z + 1$ .

Data collection: *RAPID-AUTO* (Rigaku, 1998); cell refinement: *RAPID-AUTO*; data reduction: *CrystalStructure* (Rigaku/MSC, 2002); program(s) used to solve structure: *SHELXS97* (Sheldrick, 2008); program(s) used to refine structure: *SHELXL97* (Sheldrick, 2008); molecular graphics: *X-SEED* (Barbour, 2001) and *OLEX* (Dolomanov *et al.*, 2003); software used to prepare material for publication: *publCIF* (Westrip, 2008).

The authors thank the Natural Science Foundation of Jilin Province (grant No. 20060516), the Doctoral Foundation of Jilin Normal University (grant No. 2006006), the Science and Technology Institute Foundation of Siping City (grant No. 2005016), the Subject and Base Construction Foundation of Jilin Normal University (grant No. 2006041) and the University of Malaya for supporting this work.

Supplementary data and figures for this paper are available from the IUCr electronic archives (Reference: BX2132).

## References

- Barbour, L. J. (2001). *J. Supramol. Chem.* **1**, 189–191.  
 Che, G.-B., Lin, X.-F. & Liu, C.-B. (2006). *Acta Cryst.* **E62**, m1456–m1458.  
 Dolomanov, O. V., Blake, A. J., Champness, N. R. & Schröder, M. (2003). *J. Appl. Cryst.* **36**, 1283–1284.  
 Higashi, T. (1995). *ABSCOR*. Rigaku Corporation, Tokyo, Japan.  
 Li, H.-D., Liu, Y. X.-Y., Xu, M.-L. & Ng, S. W. (2008). *Acta Cryst.* **E64**, m704–m705.  
 Rigaku (1998). *RAPID-AUTO*. Rigaku Corporation, Tokyo, Japan.  
 Rigaku/MSC (2002). *CrystalStructure*. Rigaku/MSC, The Woodlands, Texas, USA.  
 Sheldrick, G. M. (2008). *Acta Cryst.* **A64**, 112–122.  
 Westrip, S. P. (2008). *publCIF*. In preparation.

## supporting information

*Acta Cryst.* (2008). E64, m701–m702 [doi:10.1107/S160053680801074X]

***catena*-Poly[[[bis[4-(1*H*-1,3,7,8-tetraazacyclopenta[*l*]phenanthren-2-yl)phenol- $\kappa^2N^7,N^8$ ]manganese(II)]- $\mu$ -naphthalene-1,4-dicarboxylato- $\kappa^2O^1:O^4$ ]naphthalene-1,4-dicarboxylic acid hemisolvate monohydrate]**

Heng-Da Li, Xiu-Ying Li, Mao-Liang Xu and Seik Weng Ng

### S1. Comment

There are manganese dicarboxylate adducts of complexes of 2-phenyl-1*H*-1,3,7,8-tetraazacyclopenta[*l*]phenanthrene (Li *et al.*, 2008). The 4-hydroxy substituted ligand forms an adduct with manganese terephthalate (Che *et al.*, 2006) that features a carboxylate-bridged chain motif. The title naphthalene-1,4-dicarboxylate adduct also adopts a layer motif. However, there is space between the chains that is large enough for a naphthalene-1,4-dicarboxylic acid molecule as well as a water molecule to fit in. Adjacent chains are linked by hydrogen bonds into a three-dimensional network.

### S2. Experimental

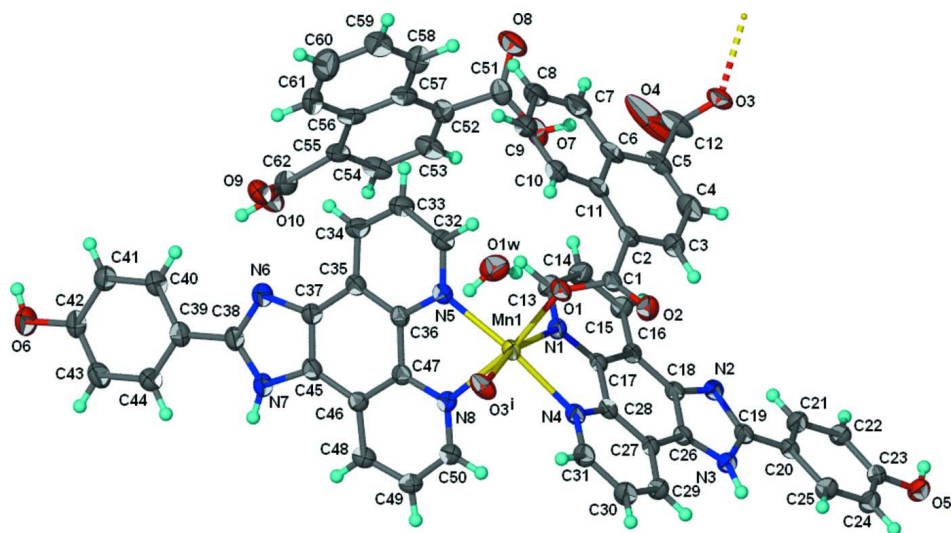
Manganese dichloride dihydrate (0.02 g, 0.1 mmol), naphthalene-1,4-dicarboxylic acid (0.02 g, 0.1 mmol), 4-(1*H*-1,3,7,8-tetraazacyclopenta[*l*]phenanthren-2-yl)phenol-4-(1*H*-imidazo[4,5-*f*][1,10]phenanthroline-2-yl)phenol (0.03 g, 0.1 mmol) and water (15 ml) were heated in a 23 ml, Teflon-lined, stainless-steel Parr bomb at 408 K for 2 days. Crystals were obtained in 40% yield.

### S3. Refinement

The naphthalene-1,4-dicarboxylic acid is disordered over a center-of-inversion. The fused-ring portion was refined as a rigid naphthalene group of 1.39 Å sides; the occupancy is 0.5. The C–O distances were restrained to 1.25±0.01 Å and the C<sub>carboxyl</sub>–C<sub>aryl</sub> distances to 1.50±0.01 Å. Other restraints were applied to the carboxyl parts. The anisotropic displacement factors of the carbon and oxygen atoms were restrained to be nearly isotropic. The acid H atoms were arbitrarily placed on the carboxyl parts.

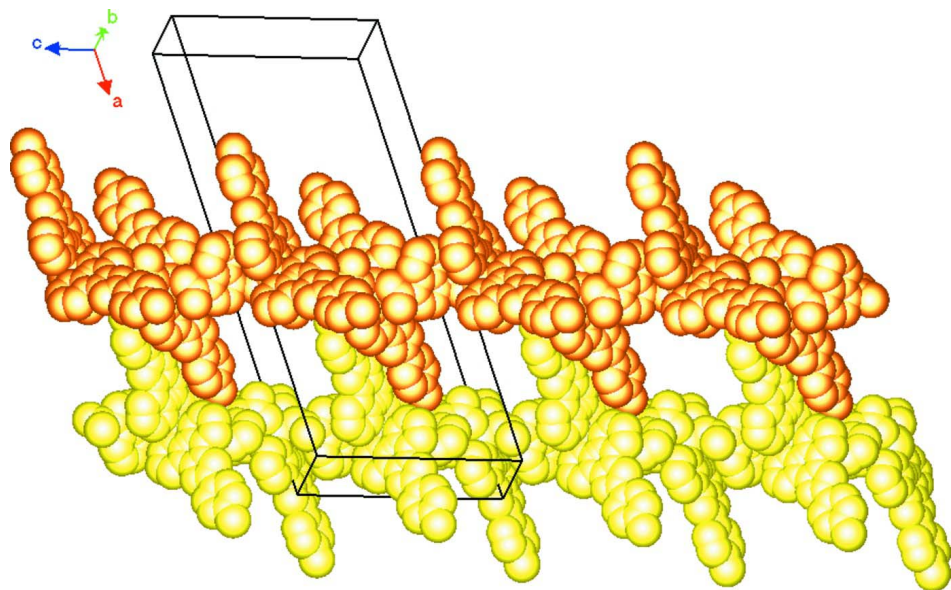
The carbon- and nitrogen-bound H atoms were placed in calculated positions [C–H 0.93, N–H 0.86, O–H 0.82 Å and  $U_{iso}(H)$  1.2 $U_{eq}(C,N,O)$ ], and were included in the refinement in the riding-model approximation. For one of the *N*-heterocycles, the amino –NH group is ordered whereas for the other, it is disordered. For the second *N*-heterocycle, hydrogen atoms of 0.5 occupancy were placed on the two nitrogen atoms. The water H-atoms were placed in chemically sensible positions on the basis of hydrogen bonds.

The final difference Fourier map had a large peak near H14, but this could not be modeled as a water molecule.



**Figure 1**

Thermal ellipsoid plot of  $\text{Mn}(\text{C}_{19}\text{H}_{12}\text{N}_4\text{O})_2(\text{C}_{12}\text{H}_6\text{O}_4)(\text{C}_{12}\text{H}_8\text{O}_4)_{0.5}\cdot\text{H}_2\text{O}$ ; displacement ellipsoids are drawn at the 50% probability level, and H atoms as spheres of arbitrary radius. The naphthalene-1,4-dicarboxylic acid is disordered about a center-of-inversion. [Symmetry code  $i$ :  $x, 1 - y, 1/2 + z$ ].



**Figure 2**

Chain structure of the manganese-naphthalene-1,4-dicarboxylate network as illustrated by *OLEX* (Dolomanov *et al.*, 2003).

***catena*-Poly[[[bis[4-(1*H*-1,3,7,8-tetraazacyclopenta[*l*]phenanthren-2-yl)phenol- $\kappa^2\text{N}^7,\text{N}^8$ ]manganese(II)]- $\mu$ -naphthalene-1,4-dicarboxylato- $\kappa^2\text{O}^1:\text{O}^4$ ] naphthalene-1,4-dicarboxylic acid hemisolvate monohydrate]**

*Crystal data*

$[\text{Mn}(\text{C}_{12}\text{H}_6\text{O}_4)(\text{C}_{19}\text{H}_{12}\text{N}_4\text{O})_2]\cdot 0.5\text{C}_{12}\text{H}_8\text{O}_4\cdot\text{H}_2\text{O}$   
 $M_r = 1019.87$

Monoclinic,  $C2/c$   
Hall symbol:  $-C\ 2yc$

$a = 48.398$  (15) Å  
 $b = 9.089$  (2) Å  
 $c = 20.598$  (6) Å  
 $\beta = 103.20$  (1)°  
 $V = 8821$  (4) Å<sup>3</sup>  
 $Z = 8$   
 $F(000) = 4200$   
 $D_x = 1.536$  Mg m<sup>-3</sup>

Mo  $K\alpha$  radiation,  $\lambda = 0.71073$  Å  
 Cell parameters from 24704 reflections  
 $\theta = 3.0$ – $27.5$ °  
 $\mu = 0.38$  mm<sup>-1</sup>  
 $T = 295$  K  
 Block, brown  
 $0.31 \times 0.25 \times 0.18$  mm

*Data collection*

Rigaku R-AXIS RAPID  
 diffractometer  
 Radiation source: fine-focus sealed tube  
 Graphite monochromator  
 Detector resolution: 10 pixels mm<sup>-1</sup>  
 $\omega$  scans  
 Absorption correction: multi-scan  
 (ABSCOR; Higashi, 1995)  
 $T_{\min} = 0.820$ ,  $T_{\max} = 1.000$

40785 measured reflections  
 10014 independent reflections  
 5868 reflections with  $I > 2\sigma(I)$   
 $R_{\text{int}} = 0.084$   
 $\theta_{\max} = 27.5$ °,  $\theta_{\min} = 3.0$ °  
 $h = -62 \rightarrow 62$   
 $k = -11 \rightarrow 11$   
 $l = -25 \rightarrow 26$

*Refinement*

Refinement on  $F^2$   
 Least-squares matrix: full  
 $R[F^2 > 2\sigma(F^2)] = 0.060$   
 $wR(F^2) = 0.170$   
 $S = 1.03$   
 10014 reflections  
 717 parameters  
 116 restraints  
 Primary atom site location: structure-invariant  
 direct methods

Secondary atom site location: difference Fourier  
 map  
 Hydrogen site location: inferred from  
 neighbouring sites  
 H-atom parameters constrained  
 $w = 1/[\sigma^2(F_o^2) + (0.0782P)^2 + 7.7802P]$   
 where  $P = (F_o^2 + 2F_c^2)/3$   
 $(\Delta/\sigma)_{\max} = 0.001$   
 $\Delta\rho_{\max} = 1.35$  e Å<sup>-3</sup>  
 $\Delta\rho_{\min} = -0.42$  e Å<sup>-3</sup>

*Fractional atomic coordinates and isotropic or equivalent isotropic displacement parameters (Å<sup>2</sup>)*

	<i>x</i>	<i>y</i>	<i>z</i>	$U_{\text{iso}}^*/U_{\text{eq}}$	Occ. (<1)
Mn1	0.648562 (11)	0.41289 (6)	0.51035 (2)	0.03142 (15)	
O1	0.66266 (5)	0.5844 (3)	0.45399 (11)	0.0379 (6)	
O2	0.70748 (5)	0.5903 (3)	0.44417 (12)	0.0468 (7)	
O3	0.65765 (6)	0.4702 (3)	0.10116 (11)	0.0487 (7)	
O4	0.62358 (12)	0.3337 (5)	0.12178 (16)	0.137 (2)	
O5	0.80478 (5)	-0.5497 (3)	0.28409 (12)	0.0431 (6)	
H5O	0.7975	-0.5713	0.2453	0.052*	
O6	0.39480 (6)	0.0139 (4)	0.56796 (15)	0.0580 (8)	
H6O	0.3828	0.0538	0.5388	0.070*	
O1W	0.64402 (6)	0.8246 (3)	0.51341 (13)	0.0585 (8)	
H1W1	0.6381	0.7882	0.5440	0.070*	
H1W2	0.6500	0.7580	0.4935	0.070*	
N1	0.64987 (6)	0.2597 (3)	0.42332 (13)	0.0329 (6)	
N2	0.71343 (6)	-0.0949 (3)	0.35027 (13)	0.0326 (6)	
N3	0.74551 (6)	-0.0806 (3)	0.44653 (13)	0.0323 (6)	
H3N	0.7608	-0.0958	0.4765	0.039*	
N4	0.68967 (6)	0.2888 (3)	0.53848 (13)	0.0323 (6)	

---

N5	0.60125 (6)	0.4417 (3)	0.47014 (14)	0.0349 (7)	
N6	0.50889 (6)	0.2640 (4)	0.49973 (15)	0.0427 (8)	
H6N	0.4963	0.3127	0.4718	0.051*	0.50
N7	0.52850 (6)	0.1071 (3)	0.58045 (15)	0.0393 (7)	
H7N	0.5305	0.0422	0.6115	0.047*	0.50
N8	0.62546 (6)	0.2431 (3)	0.56234 (13)	0.0328 (6)	
C1	0.68180 (7)	0.5800 (4)	0.42007 (15)	0.0318 (7)	
C2	0.67164 (7)	0.5539 (4)	0.34578 (15)	0.0334 (8)	
C3	0.68747 (8)	0.4623 (4)	0.31553 (18)	0.0442 (9)	
H3	0.7046	0.4257	0.3404	0.053*	
C4	0.67855 (10)	0.4222 (5)	0.24807 (19)	0.0520 (11)	
H4	0.6904	0.3659	0.2282	0.062*	
C5	0.65281 (9)	0.4650 (4)	0.21179 (17)	0.0453 (10)	
C6	0.63544 (8)	0.5580 (4)	0.24055 (17)	0.0418 (9)	
C7	0.60821 (10)	0.6066 (6)	0.2051 (2)	0.0636 (14)	
H7	0.6006	0.5699	0.1626	0.076*	
C8	0.59313 (10)	0.7050 (7)	0.2321 (2)	0.0763 (17)	
H8	0.5750	0.7312	0.2087	0.092*	
C9	0.60437 (9)	0.7686 (6)	0.2949 (2)	0.0610 (13)	
H9	0.5944	0.8414	0.3115	0.073*	
C10	0.63004 (8)	0.7224 (4)	0.33118 (18)	0.0446 (9)	
H10	0.6375	0.7647	0.3726	0.053*	
C11	0.64569 (8)	0.6109 (4)	0.30714 (16)	0.0362 (8)	
C12	0.64374 (11)	0.4187 (5)	0.13943 (18)	0.0573 (12)	
C13	0.63068 (8)	0.2504 (4)	0.36630 (17)	0.0391 (8)	
H13	0.6143	0.3071	0.3612	0.047*	
C14	0.63352 (8)	0.1611 (4)	0.31385 (18)	0.0443 (9)	
H14	0.6195	0.1594	0.2745	0.053*	
C15	0.65707 (7)	0.0760 (4)	0.32064 (16)	0.0383 (8)	
H15	0.6592	0.0140	0.2862	0.046*	
C16	0.67804 (7)	0.0824 (4)	0.38000 (15)	0.0309 (7)	
C17	0.67358 (7)	0.1766 (4)	0.43056 (15)	0.0277 (7)	
C18	0.70380 (7)	-0.0002 (4)	0.39249 (15)	0.0302 (7)	
C19	0.73844 (7)	-0.1426 (4)	0.38480 (16)	0.0319 (7)	
C20	0.75594 (7)	-0.2469 (4)	0.35910 (15)	0.0310 (7)	
C21	0.74440 (8)	-0.3234 (4)	0.30051 (17)	0.0375 (8)	
H21	0.7256	-0.3066	0.2787	0.045*	
C22	0.76036 (7)	-0.4235 (4)	0.27433 (16)	0.0363 (8)	
H22	0.7523	-0.4730	0.2350	0.044*	
C23	0.78818 (7)	-0.4505 (4)	0.30626 (16)	0.0326 (8)	
C24	0.80001 (8)	-0.3755 (4)	0.36495 (17)	0.0394 (9)	
H24	0.8187	-0.3932	0.3868	0.047*	
C25	0.78397 (8)	-0.2747 (4)	0.39081 (17)	0.0388 (8)	
H25	0.7921	-0.2249	0.4300	0.047*	
C26	0.72353 (7)	0.0112 (4)	0.45189 (15)	0.0305 (7)	
C27	0.72016 (7)	0.1082 (4)	0.50390 (15)	0.0303 (7)	
C28	0.69495 (7)	0.1906 (4)	0.49268 (15)	0.0289 (7)	
C29	0.73988 (8)	0.1291 (4)	0.56409 (16)	0.0368 (8)	

---

H29	0.7567	0.0751	0.5734	0.044*	
C30	0.73462 (8)	0.2288 (4)	0.60954 (17)	0.0417 (9)	
H30	0.7478	0.2448	0.6494	0.050*	
C31	0.70901 (8)	0.3062 (4)	0.59476 (16)	0.0370 (8)	
H31	0.7054	0.3731	0.6260	0.044*	
C32	0.58966 (8)	0.5338 (4)	0.42155 (17)	0.0421 (9)	
H32	0.6017	0.5940	0.4039	0.051*	
C33	0.56062 (8)	0.5453 (5)	0.39549 (19)	0.0472 (10)	
H33	0.5536	0.6091	0.3603	0.057*	
C34	0.54270 (8)	0.4625 (4)	0.42190 (18)	0.0448 (9)	
H34	0.5232	0.4703	0.4059	0.054*	
C35	0.55415 (7)	0.3645 (4)	0.47394 (17)	0.0352 (8)	
C36	0.58368 (7)	0.3551 (4)	0.49587 (16)	0.0308 (7)	
C37	0.53799 (7)	0.2739 (4)	0.50782 (17)	0.0375 (8)	
C38	0.50402 (8)	0.1628 (4)	0.54421 (18)	0.0390 (8)	
C39	0.47567 (8)	0.1240 (4)	0.55059 (18)	0.0398 (9)	
C40	0.45204 (8)	0.1852 (5)	0.5075 (2)	0.0466 (9)	
H40	0.4546	0.2507	0.4746	0.056*	
C41	0.42516 (8)	0.1502 (4)	0.51280 (19)	0.0441 (9)	
H41	0.4096	0.1918	0.4835	0.053*	
C42	0.42095 (8)	0.0535 (4)	0.56145 (19)	0.0418 (9)	
C43	0.44413 (9)	-0.0074 (5)	0.6052 (2)	0.0502 (10)	
H43	0.4415	-0.0719	0.6383	0.060*	
C44	0.47111 (9)	0.0282 (5)	0.59918 (19)	0.0482 (10)	
H44	0.4866	-0.0133	0.6285	0.058*	
C45	0.54997 (7)	0.1768 (4)	0.55707 (16)	0.0360 (8)	
C46	0.58004 (7)	0.1575 (4)	0.57679 (16)	0.0317 (7)	
C47	0.59665 (7)	0.2488 (4)	0.54633 (15)	0.0301 (7)	
C48	0.59376 (8)	0.0503 (4)	0.62186 (18)	0.0423 (9)	
H48	0.5833	-0.0148	0.6417	0.051*	
C49	0.62277 (8)	0.0435 (4)	0.63611 (18)	0.0422 (9)	
H49	0.6324	-0.0275	0.6653	0.051*	
C50	0.63774 (8)	0.1443 (4)	0.60637 (17)	0.0391 (9)	
H50	0.6575	0.1416	0.6182	0.047*	
O7	0.57620 (11)	0.3027 (6)	0.1777 (3)	0.0515 (14)	0.50
H7O	0.5886	0.3112	0.1568	0.062*	0.50
O8	0.54490 (15)	0.4380 (7)	0.1031 (3)	0.0662 (18)	0.50
O9	0.47578 (12)	0.3147 (7)	0.3757 (3)	0.0619 (16)	0.50
O10	0.46652 (12)	0.0992 (7)	0.3243 (3)	0.0651 (17)	0.50
H10O	0.4575	0.0738	0.3517	0.078*	0.50
C51	0.55115 (11)	0.3657 (5)	0.1545 (2)	0.0409 (17)	0.50
C52	0.53036 (7)	0.3410 (4)	0.19789 (16)	0.0385 (17)	0.50
C53	0.52596 (9)	0.1961 (4)	0.2146 (2)	0.049 (2)	0.50
H53	0.5352	0.1200	0.1981	0.059*	0.50
C54	0.50771 (9)	0.1650 (3)	0.2560 (2)	0.047 (2)	0.50
H54	0.5048	0.0681	0.2672	0.056*	0.50
C55	0.49387 (8)	0.2788 (4)	0.28073 (17)	0.0461 (19)	0.50
C56	0.49827 (9)	0.4237 (4)	0.2640 (2)	0.042 (3)	0.50

---

C57	0.51652 (9)	0.4548 (3)	0.22257 (19)	0.041 (2)	0.50
C58	0.52092 (14)	0.5997 (4)	0.2058 (3)	0.044 (2)	0.50
H58	0.5331	0.6205	0.1781	0.053*	0.50
C59	0.50708 (19)	0.7134 (3)	0.2305 (4)	0.047 (3)	0.50
H59	0.5100	0.8104	0.2193	0.057*	0.50
C60	0.48883 (19)	0.6823 (4)	0.2719 (4)	0.068 (4)	0.50
H60	0.4796	0.7584	0.2884	0.082*	0.50
C61	0.48443 (14)	0.5374 (5)	0.2887 (3)	0.057 (3)	0.50
H61	0.4722	0.5166	0.3164	0.068*	0.50
C62	0.47719 (9)	0.2234 (7)	0.3285 (3)	0.050 (2)	0.50

*Atomic displacement parameters (Å<sup>2</sup>)*

	$U^{11}$	$U^{22}$	$U^{33}$	$U^{12}$	$U^{13}$	$U^{23}$
Mn1	0.0325 (3)	0.0381 (3)	0.0258 (2)	0.0015 (2)	0.0110 (2)	-0.0006 (2)
O1	0.0453 (15)	0.0431 (14)	0.0294 (12)	0.0010 (12)	0.0171 (11)	0.0011 (11)
O2	0.0342 (15)	0.0710 (19)	0.0338 (13)	0.0000 (14)	0.0048 (11)	-0.0056 (13)
O3	0.0654 (19)	0.0591 (17)	0.0245 (12)	0.0084 (15)	0.0161 (12)	0.0071 (12)
O4	0.217 (5)	0.161 (4)	0.0387 (18)	-0.144 (4)	0.040 (2)	-0.035 (2)
O5	0.0398 (15)	0.0600 (17)	0.0289 (12)	0.0147 (13)	0.0063 (11)	-0.0057 (12)
O6	0.0341 (15)	0.080 (2)	0.0612 (18)	-0.0089 (15)	0.0143 (13)	0.0063 (17)
O1W	0.063 (2)	0.0632 (19)	0.0460 (16)	0.0125 (16)	0.0062 (14)	-0.0068 (14)
N1	0.0311 (15)	0.0399 (16)	0.0290 (14)	0.0017 (13)	0.0099 (12)	-0.0012 (13)
N2	0.0337 (15)	0.0388 (16)	0.0262 (13)	0.0026 (13)	0.0087 (12)	-0.0015 (13)
N3	0.0321 (15)	0.0394 (16)	0.0254 (13)	0.0046 (13)	0.0063 (11)	-0.0030 (13)
N4	0.0352 (16)	0.0368 (16)	0.0260 (13)	0.0003 (13)	0.0092 (12)	-0.0023 (12)
N5	0.0364 (16)	0.0382 (16)	0.0323 (14)	0.0028 (13)	0.0124 (13)	0.0040 (13)
N6	0.0330 (17)	0.0523 (19)	0.0438 (17)	-0.0035 (15)	0.0109 (14)	0.0065 (16)
N7	0.0322 (16)	0.0495 (18)	0.0385 (16)	-0.0004 (14)	0.0128 (13)	0.0016 (14)
N8	0.0298 (15)	0.0368 (15)	0.0325 (14)	0.0026 (13)	0.0084 (12)	0.0012 (13)
C1	0.0367 (19)	0.0358 (18)	0.0249 (15)	0.0006 (16)	0.0112 (14)	0.0000 (15)
C2	0.0381 (19)	0.0400 (19)	0.0236 (15)	-0.0060 (16)	0.0100 (14)	0.0004 (14)
C3	0.045 (2)	0.056 (2)	0.0338 (18)	0.0049 (19)	0.0142 (17)	0.0013 (18)
C4	0.071 (3)	0.056 (3)	0.0351 (19)	0.001 (2)	0.025 (2)	-0.0081 (19)
C5	0.066 (3)	0.047 (2)	0.0250 (17)	-0.019 (2)	0.0147 (18)	-0.0020 (17)
C6	0.046 (2)	0.054 (2)	0.0257 (16)	-0.0174 (19)	0.0090 (16)	0.0095 (16)
C7	0.053 (3)	0.105 (4)	0.0291 (19)	-0.024 (3)	0.0025 (19)	0.016 (2)
C8	0.040 (3)	0.137 (5)	0.052 (3)	0.002 (3)	0.010 (2)	0.044 (3)
C9	0.052 (3)	0.085 (3)	0.052 (2)	0.020 (2)	0.023 (2)	0.029 (2)
C10	0.046 (2)	0.053 (2)	0.0374 (19)	0.0059 (19)	0.0164 (17)	0.0095 (18)
C11	0.040 (2)	0.045 (2)	0.0260 (16)	-0.0073 (17)	0.0123 (15)	0.0060 (15)
C12	0.091 (4)	0.056 (3)	0.0261 (18)	-0.027 (3)	0.016 (2)	-0.0040 (18)
C13	0.0334 (19)	0.048 (2)	0.0349 (18)	0.0104 (17)	0.0046 (15)	-0.0018 (17)
C14	0.040 (2)	0.057 (2)	0.0319 (18)	0.0058 (19)	0.0005 (16)	-0.0063 (18)
C15	0.037 (2)	0.050 (2)	0.0259 (16)	0.0047 (17)	0.0036 (14)	-0.0065 (16)
C16	0.0302 (17)	0.0365 (18)	0.0267 (15)	0.0009 (15)	0.0079 (13)	0.0009 (15)
C17	0.0292 (17)	0.0319 (17)	0.0240 (15)	-0.0016 (14)	0.0101 (13)	0.0026 (14)
C18	0.0328 (18)	0.0345 (18)	0.0242 (15)	-0.0004 (15)	0.0081 (13)	-0.0003 (14)



---

C19	0.0349 (19)	0.0378 (18)	0.0245 (15)	-0.0003 (16)	0.0100 (14)	0.0001 (14)
C20	0.0345 (18)	0.0346 (18)	0.0254 (15)	-0.0001 (15)	0.0102 (14)	0.0000 (14)
C21	0.0333 (19)	0.046 (2)	0.0328 (17)	0.0057 (17)	0.0059 (15)	-0.0018 (16)
C22	0.038 (2)	0.044 (2)	0.0261 (16)	0.0038 (17)	0.0054 (14)	-0.0039 (15)
C23	0.0329 (18)	0.0381 (19)	0.0286 (16)	0.0056 (15)	0.0105 (14)	0.0018 (15)
C24	0.0311 (19)	0.052 (2)	0.0328 (18)	0.0045 (17)	0.0033 (15)	-0.0039 (17)
C25	0.037 (2)	0.048 (2)	0.0299 (17)	0.0024 (17)	0.0034 (15)	-0.0071 (16)
C26	0.0332 (18)	0.0330 (17)	0.0268 (15)	0.0008 (15)	0.0100 (14)	0.0010 (14)
C27	0.0302 (17)	0.0366 (18)	0.0268 (15)	-0.0007 (15)	0.0120 (13)	0.0013 (14)
C28	0.0318 (18)	0.0303 (17)	0.0262 (15)	-0.0040 (14)	0.0101 (13)	0.0001 (14)
C29	0.0351 (19)	0.046 (2)	0.0290 (16)	0.0058 (16)	0.0063 (15)	-0.0019 (16)
C30	0.040 (2)	0.054 (2)	0.0295 (17)	-0.0006 (19)	0.0056 (16)	-0.0060 (17)
C31	0.039 (2)	0.043 (2)	0.0289 (17)	-0.0010 (17)	0.0090 (15)	-0.0066 (16)
C32	0.042 (2)	0.049 (2)	0.0361 (18)	-0.0013 (18)	0.0110 (16)	0.0100 (18)
C33	0.044 (2)	0.054 (2)	0.041 (2)	0.0009 (19)	0.0049 (18)	0.0148 (19)
C34	0.037 (2)	0.055 (2)	0.039 (2)	0.0008 (19)	0.0008 (16)	0.0106 (19)
C35	0.0342 (19)	0.042 (2)	0.0307 (17)	-0.0010 (16)	0.0091 (15)	0.0025 (16)
C36	0.0323 (18)	0.0346 (18)	0.0274 (16)	-0.0006 (15)	0.0105 (14)	-0.0029 (14)
C37	0.0311 (19)	0.050 (2)	0.0309 (17)	-0.0002 (17)	0.0063 (15)	0.0032 (17)
C38	0.036 (2)	0.045 (2)	0.0395 (19)	-0.0020 (17)	0.0160 (16)	0.0007 (17)
C39	0.037 (2)	0.046 (2)	0.0386 (19)	-0.0034 (17)	0.0139 (16)	-0.0045 (17)
C40	0.043 (2)	0.052 (2)	0.048 (2)	-0.0024 (19)	0.0168 (18)	0.0041 (19)
C41	0.039 (2)	0.051 (2)	0.043 (2)	-0.0001 (18)	0.0112 (17)	-0.0025 (19)
C42	0.035 (2)	0.050 (2)	0.043 (2)	-0.0077 (17)	0.0151 (16)	-0.0104 (18)
C43	0.046 (2)	0.062 (3)	0.046 (2)	-0.007 (2)	0.0171 (19)	0.006 (2)
C44	0.041 (2)	0.060 (3)	0.043 (2)	0.001 (2)	0.0106 (17)	0.010 (2)
C45	0.035 (2)	0.044 (2)	0.0308 (17)	-0.0026 (17)	0.0115 (15)	0.0003 (16)
C46	0.0331 (19)	0.0352 (18)	0.0270 (16)	0.0029 (15)	0.0071 (14)	-0.0005 (15)
C47	0.0318 (18)	0.0328 (17)	0.0262 (15)	-0.0006 (15)	0.0076 (14)	-0.0032 (14)
C48	0.044 (2)	0.045 (2)	0.0374 (19)	0.0030 (18)	0.0094 (17)	0.0073 (17)
C49	0.045 (2)	0.043 (2)	0.0391 (19)	0.0104 (18)	0.0096 (17)	0.0120 (17)
C50	0.037 (2)	0.046 (2)	0.0351 (18)	0.0063 (17)	0.0103 (16)	0.0060 (17)
O7	0.048 (3)	0.060 (3)	0.053 (3)	-0.014 (3)	0.025 (3)	0.002 (3)
O8	0.092 (5)	0.072 (4)	0.044 (3)	0.014 (3)	0.033 (3)	0.016 (3)
O9	0.052 (3)	0.088 (4)	0.050 (3)	0.004 (3)	0.021 (3)	0.023 (3)
O10	0.057 (4)	0.074 (4)	0.068 (4)	-0.012 (3)	0.023 (3)	0.030 (3)
C51	0.044 (4)	0.043 (4)	0.039 (4)	-0.007 (3)	0.016 (3)	-0.009 (3)
C52	0.039 (4)	0.041 (4)	0.036 (3)	-0.005 (3)	0.010 (3)	-0.001 (3)
C53	0.072 (5)	0.042 (4)	0.033 (4)	-0.005 (4)	0.013 (4)	0.000 (4)
C54	0.064 (7)	0.039 (3)	0.033 (4)	-0.013 (3)	0.004 (4)	0.002 (4)
C55	0.039 (4)	0.054 (4)	0.044 (4)	0.002 (4)	0.006 (3)	0.022 (4)
C56	0.046 (4)	0.045 (4)	0.029 (6)	0.003 (5)	-0.008 (4)	0.010 (3)
C57	0.045 (5)	0.041 (5)	0.031 (4)	-0.002 (4)	-0.002 (4)	0.005 (4)
C58	0.041 (5)	0.047 (5)	0.045 (4)	-0.004 (4)	0.008 (4)	-0.015 (4)
C59	0.065 (6)	0.027 (4)	0.050 (6)	-0.002 (4)	0.014 (5)	-0.001 (4)
C60	0.062 (7)	0.075 (6)	0.072 (8)	0.011 (6)	0.023 (6)	-0.009 (6)
C61	0.036 (5)	0.080 (7)	0.057 (6)	0.003 (5)	0.018 (4)	0.012 (5)
C62	0.036 (4)	0.061 (5)	0.055 (5)	-0.003 (4)	0.011 (4)	0.014 (4)

---

*Geometric parameters (Å, °)*

Mn1—O1	2.146 (2)	C21—H21	0.9300
Mn1—O3 <sup>i</sup>	2.108 (2)	C22—C23	1.379 (5)
Mn1—N1	2.282 (3)	C22—H22	0.9300
Mn1—N4	2.245 (3)	C23—C24	1.392 (5)
Mn1—N5	2.265 (3)	C24—C25	1.384 (5)
Mn1—N8	2.307 (3)	C24—H24	0.9300
O1—C1	1.282 (4)	C25—H25	0.9300
O2—C1	1.232 (4)	C26—C27	1.425 (4)
O3—C12	1.239 (5)	C27—C29	1.394 (4)
O3—Mn1 <sup>ii</sup>	2.108 (2)	C27—C28	1.405 (5)
O4—C12	1.232 (5)	C29—C30	1.368 (5)
O5—C23	1.354 (4)	C29—H29	0.9300
O5—H5O	0.8200	C30—C31	1.397 (5)
O6—C42	1.352 (4)	C30—H30	0.9300
O6—H6O	0.8200	C31—H31	0.9300
O1W—H1W1	0.8201	C32—C33	1.389 (5)
O1W—H1W2	0.8200	C32—H32	0.9300
N1—C13	1.323 (4)	C33—C34	1.352 (5)
N1—C17	1.353 (4)	C33—H33	0.9300
N2—C19	1.329 (4)	C34—C35	1.407 (5)
N2—C18	1.379 (4)	C34—H34	0.9300
N3—C19	1.361 (4)	C35—C36	1.400 (5)
N3—C26	1.376 (4)	C35—C37	1.423 (5)
N3—H3N	0.8600	C36—C47	1.453 (5)
N4—C31	1.323 (4)	C37—C45	1.369 (5)
N4—C28	1.364 (4)	C38—C39	1.452 (5)
N5—C32	1.327 (4)	C39—C44	1.382 (5)
N5—C36	1.352 (4)	C39—C40	1.394 (5)
N6—C38	1.356 (5)	C40—C41	1.368 (5)
N6—C37	1.383 (4)	C40—H40	0.9300
N6—H6N	0.8600	C41—C42	1.383 (5)
N7—C38	1.347 (5)	C41—H41	0.9300
N7—C45	1.393 (4)	C42—C43	1.384 (5)
N7—H7N	0.8600	C43—C44	1.378 (5)
N8—C50	1.318 (4)	C43—H43	0.9300
N8—C47	1.359 (4)	C44—H44	0.9300
C1—C2	1.515 (4)	C45—C46	1.430 (5)
C2—C3	1.374 (5)	C46—C47	1.400 (5)
C2—C11	1.422 (5)	C46—C48	1.403 (5)
C3—C4	1.406 (5)	C48—C49	1.369 (5)
C3—H3	0.9300	C48—H48	0.9300
C4—C5	1.355 (6)	C49—C50	1.394 (5)
C4—H4	0.9300	C49—H49	0.9300
C5—C6	1.414 (6)	C50—H50	0.9300
C5—C12	1.514 (5)	O7—C51	1.327 (6)
C6—C7	1.423 (6)	O7—H7O	0.8201

C6—C11	1.431 (5)	O8—C51	1.223 (6)
C7—C8	1.351 (7)	O9—C62	1.291 (7)
C7—H7	0.9300	O10—C62	1.236 (7)
C8—C9	1.409 (7)	O10—H10O	0.8198
C8—H8	0.9300	C51—C52	1.507 (5)
C9—C10	1.362 (5)	C52—C53	1.3900
C9—H9	0.9300	C52—C57	1.3900
C10—C11	1.420 (5)	C53—C54	1.3900
C10—H10	0.9300	C53—H53	0.9300
C13—C14	1.383 (5)	C54—C55	1.3900
C13—H13	0.9300	C54—H54	0.9300
C14—C15	1.358 (5)	C55—C56	1.3900
C14—H14	0.9300	C55—C62	1.496 (5)
C15—C16	1.401 (4)	C56—C57	1.3900
C15—H15	0.9300	C56—C61	1.3900
C16—C17	1.402 (4)	C57—C58	1.3900
C16—C18	1.427 (5)	C58—C59	1.3900
C17—C28	1.455 (4)	C58—H58	0.9300
C18—C26	1.373 (4)	C59—C60	1.3900
C19—C20	1.449 (5)	C59—H59	0.9300
C20—C25	1.388 (5)	C60—C61	1.3900
C20—C21	1.394 (5)	C60—H60	0.9300
C21—C22	1.381 (5)	C61—H61	0.9300
O1—Mn1—O3 <sup>i</sup>	95.0 (1)	C24—C25—H25	119.5
O1—Mn1—N1	87.1 (1)	C20—C25—H25	119.5
O1—Mn1—N4	97.6 (1)	C18—C26—N3	106.0 (3)
O1—Mn1—N5	97.9 (1)	C18—C26—C27	122.7 (3)
O1—Mn1—N8	169.9 (1)	N3—C26—C27	131.2 (3)
O3 <sup>i</sup> —Mn1—N1	165.2 (1)	C29—C27—C28	117.8 (3)
O3 <sup>i</sup> —Mn1—N4	91.8 (1)	C29—C27—C26	125.4 (3)
O3 <sup>i</sup> —Mn1—N5	104.8 (1)	C28—C27—C26	116.8 (3)
O3 <sup>i</sup> —Mn1—N8	87.1 (1)	N4—C28—C27	121.8 (3)
N1—Mn1—N4	73.4 (1)	N4—C28—C17	117.2 (3)
N1—Mn1—N5	89.5 (1)	C27—C28—C17	120.9 (3)
N1—Mn1—N8	93.4 (1)	C30—C29—C27	120.1 (3)
N4—Mn1—N5	156.2 (1)	C30—C29—H29	119.9
N4—Mn1—N8	92.2 (1)	C27—C29—H29	119.9
N5—Mn1—N8	72.0 (1)	C29—C30—C31	118.6 (3)
C1—O1—Mn1	129.1 (2)	C29—C30—H30	120.7
C12—O3—Mn1 <sup>ii</sup>	136.2 (3)	C31—C30—H30	120.7
C23—O5—H5O	109.5	N4—C31—C30	123.1 (3)
C42—O6—H6O	109.5	N4—C31—H31	118.5
H1W1—O1W—H1W2	108.2	C30—C31—H31	118.5
C13—N1—C17	117.9 (3)	N5—C32—C33	123.7 (4)
C13—N1—Mn1	126.6 (2)	N5—C32—H32	118.1
C17—N1—Mn1	115.4 (2)	C33—C32—H32	118.1
C19—N2—C18	105.3 (3)	C34—C33—C32	119.2 (4)

C19—N3—C26	107.0 (3)	C34—C33—H33	120.4
C19—N3—H3N	126.5	C32—C33—H33	120.4
C26—N3—H3N	126.5	C33—C34—C35	118.8 (4)
C31—N4—C28	118.5 (3)	C33—C34—H34	120.6
C31—N4—Mn1	125.0 (2)	C35—C34—H34	120.6
C28—N4—Mn1	116.4 (2)	C36—C35—C34	118.7 (3)
C32—N5—C36	117.9 (3)	C36—C35—C37	116.2 (3)
C32—N5—Mn1	124.5 (2)	C34—C35—C37	125.1 (3)
C36—N5—Mn1	117.6 (2)	N5—C36—C35	121.7 (3)
C38—N6—C37	107.0 (3)	N5—C36—C47	117.4 (3)
C38—N6—H6N	126.5	C35—C36—C47	120.9 (3)
C37—N6—H6N	126.5	C45—C37—N6	107.1 (3)
C38—N7—C45	105.6 (3)	C45—C37—C35	123.3 (3)
C38—N7—H7N	127.2	N6—C37—C35	129.6 (3)
C45—N7—H7N	127.2	N7—C38—N6	111.3 (3)
C50—N8—C47	118.0 (3)	N7—C38—C39	126.1 (3)
C50—N8—Mn1	125.8 (2)	N6—C38—C39	122.7 (3)
C47—N8—Mn1	116.2 (2)	C44—C39—C40	118.0 (4)
O2—C1—O1	124.5 (3)	C44—C39—C38	122.0 (3)
O2—C1—C2	118.9 (3)	C40—C39—C38	120.0 (3)
O1—C1—C2	116.6 (3)	C41—C40—C39	120.9 (4)
C3—C2—C11	118.7 (3)	C41—C40—H40	119.6
C3—C2—C1	117.8 (3)	C39—C40—H40	119.6
C11—C2—C1	123.4 (3)	C40—C41—C42	120.4 (4)
C2—C3—C4	121.9 (4)	C40—C41—H41	119.8
C2—C3—H3	119.1	C42—C41—H41	119.8
C4—C3—H3	119.1	O6—C42—C41	122.5 (4)
C5—C4—C3	120.4 (4)	O6—C42—C43	117.8 (4)
C5—C4—H4	119.8	C41—C42—C43	119.7 (4)
C3—C4—H4	119.8	C44—C43—C42	119.4 (4)
C4—C5—C6	120.0 (3)	C44—C43—H43	120.3
C4—C5—C12	119.1 (4)	C42—C43—H43	120.3
C6—C5—C12	120.8 (4)	C43—C44—C39	121.6 (4)
C5—C6—C7	122.7 (4)	C43—C44—H44	119.2
C5—C6—C11	119.5 (4)	C39—C44—H44	119.2
C7—C6—C11	117.7 (4)	C37—C45—N7	109.1 (3)
C8—C7—C6	121.3 (4)	C37—C45—C46	121.4 (3)
C8—C7—H7	119.4	N7—C45—C46	129.6 (3)
C6—C7—H7	119.4	C47—C46—C48	118.3 (3)
C7—C8—C9	121.2 (4)	C47—C46—C45	116.8 (3)
C7—C8—H8	119.4	C48—C46—C45	124.8 (3)
C9—C8—H8	119.4	N8—C47—C46	122.1 (3)
C10—C9—C8	119.3 (5)	N8—C47—C36	116.8 (3)
C10—C9—H9	120.3	C46—C47—C36	121.1 (3)
C8—C9—H9	120.3	C49—C48—C46	118.7 (4)
C9—C10—C11	121.4 (4)	C49—C48—H48	120.6
C9—C10—H10	119.3	C46—C48—H48	120.6
C11—C10—H10	119.3	C48—C49—C50	119.1 (3)

C10—C11—C2	122.5 (3)	C48—C49—H49	120.4
C10—C11—C6	118.6 (3)	C50—C49—H49	120.4
C2—C11—C6	118.9 (3)	N8—C50—C49	123.5 (4)
O4—C12—O3	123.9 (4)	N8—C50—H50	118.2
O4—C12—C5	119.8 (4)	C49—C50—H50	118.2
O3—C12—C5	116.3 (4)	C51—O7—H7O	119.4
N1—C13—C14	123.8 (3)	C62—O10—H10O	119.1
N1—C13—H13	118.1	O8—C51—O7	124.6 (6)
C14—C13—H13	118.1	O8—C51—C52	121.8 (5)
C15—C14—C13	119.0 (3)	O7—C51—C52	113.7 (4)
C15—C14—H14	120.5	C53—C52—C57	120.0
C13—C14—H14	120.5	C53—C52—C51	116.7 (3)
C14—C15—C16	119.3 (3)	C57—C52—C51	123.3 (3)
C14—C15—H15	120.3	C52—C53—C54	120.0
C16—C15—H15	120.3	C52—C53—H53	120.0
C17—C16—C15	118.0 (3)	C54—C53—H53	120.0
C17—C16—C18	117.6 (3)	C55—C54—C53	120.0
C15—C16—C18	124.4 (3)	C55—C54—H54	120.0
N1—C17—C16	122.0 (3)	C53—C54—H54	120.0
N1—C17—C28	117.6 (3)	C54—C55—C56	120.0
C16—C17—C28	120.5 (3)	C54—C55—C62	111.6 (3)
C26—C18—N2	110.0 (3)	C56—C55—C62	128.2 (3)
C26—C18—C16	121.5 (3)	C55—C56—C57	120.0
N2—C18—C16	128.5 (3)	C55—C56—C61	120.0
N2—C19—N3	111.6 (3)	C57—C56—C61	120.0
N2—C19—C20	123.7 (3)	C58—C57—C56	120.0
N3—C19—C20	124.7 (3)	C58—C57—C52	120.0
C25—C20—C21	118.2 (3)	C56—C57—C52	120.0
C25—C20—C19	122.5 (3)	C57—C58—C59	120.0
C21—C20—C19	119.3 (3)	C57—C58—H58	120.0
C22—C21—C20	121.2 (3)	C59—C58—H58	120.0
C22—C21—H21	119.4	C58—C59—C60	120.0
C20—C21—H21	119.4	C58—C59—H59	120.0
C23—C22—C21	120.2 (3)	C60—C59—H59	120.0
C23—C22—H22	119.9	C61—C60—C59	120.0
C21—C22—H22	119.9	C61—C60—H60	120.0
O5—C23—C22	123.2 (3)	C59—C60—H60	120.0
O5—C23—C24	117.4 (3)	C60—C61—C56	120.0
C22—C23—C24	119.4 (3)	C60—C61—H61	120.0
C25—C24—C23	120.2 (3)	C56—C61—H61	120.0
C25—C24—H24	119.9	O10—C62—O9	123.2 (6)
C23—C24—H24	119.9	O10—C62—C55	122.7 (6)
C24—C25—C20	120.9 (3)	O9—C62—C55	114.1 (5)
O3 <sup>i</sup> —Mn1—O1—C1	122.4 (3)	C19—N3—C26—C18	0.4 (4)
N4—Mn1—O1—C1	30.0 (3)	C19—N3—C26—C27	-176.7 (3)
N5—Mn1—O1—C1	-131.9 (3)	C18—C26—C27—C29	-177.3 (3)
N1—Mn1—O1—C1	-42.8 (3)	N3—C26—C27—C29	-0.6 (6)

N8—Mn1—O1—C1	-136.0 (5)	C18—C26—C27—C28	1.8 (5)
O3 <sup>i</sup> —Mn1—N1—C13	-177.0 (4)	N3—C26—C27—C28	178.4 (3)
O1—Mn1—N1—C13	-78.7 (3)	C31—N4—C28—C27	0.1 (5)
N4—Mn1—N1—C13	-177.5 (3)	Mn1—N4—C28—C27	178.8 (2)
N5—Mn1—N1—C13	19.3 (3)	C31—N4—C28—C17	-178.5 (3)
N8—Mn1—N1—C13	91.2 (3)	Mn1—N4—C28—C17	0.2 (4)
O3 <sup>i</sup> —Mn1—N1—C17	-0.7 (6)	C29—C27—C28—N4	0.3 (5)
O1—Mn1—N1—C17	97.6 (2)	C26—C27—C28—N4	-178.8 (3)
N4—Mn1—N1—C17	-1.2 (2)	C29—C27—C28—C17	178.9 (3)
N5—Mn1—N1—C17	-164.4 (2)	C26—C27—C28—C17	-0.2 (4)
N8—Mn1—N1—C17	-92.5 (2)	N1—C17—C28—N4	-1.3 (4)
O3 <sup>i</sup> —Mn1—N4—C31	-0.8 (3)	C16—C17—C28—N4	177.4 (3)
O1—Mn1—N4—C31	94.4 (3)	N1—C17—C28—C27	-179.9 (3)
N5—Mn1—N4—C31	-135.3 (3)	C16—C17—C28—C27	-1.3 (5)
N1—Mn1—N4—C31	179.1 (3)	C28—C27—C29—C30	-1.0 (5)
N8—Mn1—N4—C31	-88.0 (3)	C26—C27—C29—C30	178.0 (3)
O3 <sup>i</sup> —Mn1—N4—C28	-179.4 (2)	C27—C29—C30—C31	1.2 (6)
O1—Mn1—N4—C28	-84.1 (2)	C28—N4—C31—C30	0.1 (5)
N5—Mn1—N4—C28	46.1 (4)	Mn1—N4—C31—C30	-178.5 (3)
N1—Mn1—N4—C28	0.5 (2)	C29—C30—C31—N4	-0.7 (6)
N8—Mn1—N4—C28	93.4 (2)	C36—N5—C32—C33	-0.5 (6)
O3 <sup>i</sup> —Mn1—N5—C32	102.6 (3)	Mn1—N5—C32—C33	177.0 (3)
O1—Mn1—N5—C32	5.3 (3)	N5—C32—C33—C34	2.3 (6)
N4—Mn1—N5—C32	-124.9 (3)	C32—C33—C34—C35	-1.6 (6)
N1—Mn1—N5—C32	-81.7 (3)	C33—C34—C35—C36	-0.8 (6)
N8—Mn1—N5—C32	-175.4 (3)	C33—C34—C35—C37	178.1 (4)
O3 <sup>i</sup> —Mn1—N5—C36	-79.9 (3)	C32—N5—C36—C35	-2.0 (5)
O1—Mn1—N5—C36	-177.2 (2)	Mn1—N5—C36—C35	-179.7 (3)
N4—Mn1—N5—C36	52.6 (4)	C32—N5—C36—C47	176.5 (3)
N1—Mn1—N5—C36	95.8 (2)	Mn1—N5—C36—C47	-1.1 (4)
N8—Mn1—N5—C36	2.0 (2)	C34—C35—C36—N5	2.7 (5)
O3 <sup>i</sup> —Mn1—N8—C50	-75.1 (3)	C37—C35—C36—N5	-176.3 (3)
O1—Mn1—N8—C50	-177.4 (5)	C34—C35—C36—C47	-175.9 (3)
N4—Mn1—N8—C50	16.5 (3)	C37—C35—C36—C47	5.2 (5)
N5—Mn1—N8—C50	178.3 (3)	C38—N6—C37—C45	0.4 (4)
N1—Mn1—N8—C50	90.0 (3)	C38—N6—C37—C35	-179.4 (4)
O3 <sup>i</sup> —Mn1—N8—C47	103.7 (2)	C36—C35—C37—C45	-3.0 (5)
O1—Mn1—N8—C47	1.5 (7)	C34—C35—C37—C45	178.1 (4)
N4—Mn1—N8—C47	-164.6 (2)	C36—C35—C37—N6	176.8 (4)
N5—Mn1—N8—C47	-2.8 (2)	C34—C35—C37—N6	-2.1 (7)
N1—Mn1—N8—C47	-91.1 (2)	C45—N7—C38—N6	-0.3 (4)
Mn1—O1—C1—O2	-80.7 (4)	C45—N7—C38—C39	-179.8 (4)
Mn1—O1—C1—C2	96.7 (3)	C37—N6—C38—N7	-0.1 (4)
O2—C1—C2—C3	37.7 (5)	C37—N6—C38—C39	179.4 (3)
O1—C1—C2—C3	-139.9 (4)	N7—C38—C39—C44	3.9 (6)
O2—C1—C2—C11	-146.9 (4)	N6—C38—C39—C44	-175.5 (4)
O1—C1—C2—C11	35.6 (5)	N7—C38—C39—C40	-176.9 (4)
C11—C2—C3—C4	-0.8 (6)	N6—C38—C39—C40	3.7 (6)

C1—C2—C3—C4	174.8 (3)	C44—C39—C40—C41	-0.6 (6)
C2—C3—C4—C5	-4.7 (6)	C38—C39—C40—C41	-179.8 (4)
C3—C4—C5—C6	3.8 (6)	C39—C40—C41—C42	0.2 (6)
C3—C4—C5—C12	-179.4 (4)	C40—C41—C42—O6	-178.9 (4)
C4—C5—C6—C7	-179.9 (4)	C40—C41—C42—C43	0.4 (6)
C12—C5—C6—C7	3.4 (6)	O6—C42—C43—C44	178.7 (4)
C4—C5—C6—C11	2.4 (6)	C41—C42—C43—C44	-0.6 (6)
C12—C5—C6—C11	-174.3 (3)	C42—C43—C44—C39	0.2 (7)
C5—C6—C7—C8	-174.5 (4)	C40—C39—C44—C43	0.3 (6)
C11—C6—C7—C8	3.3 (6)	C38—C39—C44—C43	179.6 (4)
C6—C7—C8—C9	3.1 (7)	N6—C37—C45—N7	-0.7 (4)
C7—C8—C9—C10	-4.7 (7)	C35—C37—C45—N7	179.2 (3)
C8—C9—C10—C11	-0.3 (6)	N6—C37—C45—C46	178.6 (3)
C9—C10—C11—C2	-175.8 (4)	C35—C37—C45—C46	-1.6 (6)
C9—C10—C11—C6	6.6 (5)	C38—N7—C45—C37	0.6 (4)
C3—C2—C11—C10	-170.6 (3)	C38—N7—C45—C46	-178.5 (4)
C1—C2—C11—C10	14.0 (5)	C37—C45—C46—C47	3.9 (5)
C3—C2—C11—C6	6.9 (5)	N7—C45—C46—C47	-177.1 (3)
C1—C2—C11—C6	-168.4 (3)	C37—C45—C46—C48	-173.3 (3)
C5—C6—C11—C10	169.9 (3)	N7—C45—C46—C48	5.8 (6)
C7—C6—C11—C10	-8.0 (5)	C50—N8—C47—C46	2.4 (5)
C5—C6—C11—C2	-7.8 (5)	Mn1—N8—C47—C46	-176.6 (2)
C7—C6—C11—C2	174.4 (3)	C50—N8—C47—C36	-177.8 (3)
Mn1 <sup>ii</sup> —O3—C12—O4	53.9 (8)	Mn1—N8—C47—C36	3.3 (4)
Mn1 <sup>ii</sup> —O3—C12—C5	-126.4 (4)	C48—C46—C47—N8	-4.4 (5)
C4—C5—C12—O4	113.9 (6)	C45—C46—C47—N8	178.2 (3)
C6—C5—C12—O4	-69.4 (7)	C48—C46—C47—C36	175.8 (3)
C4—C5—C12—O3	-65.9 (6)	C45—C46—C47—C36	-1.6 (5)
C6—C5—C12—O3	110.9 (5)	N5—C36—C47—N8	-1.5 (4)
C17—N1—C13—C14	-0.2 (6)	C35—C36—C47—N8	177.1 (3)
Mn1—N1—C13—C14	176.1 (3)	N5—C36—C47—C46	178.4 (3)
N1—C13—C14—C15	0.8 (6)	C35—C36—C47—C46	-3.0 (5)
C13—C14—C15—C16	-1.0 (6)	C47—C46—C48—C49	2.6 (5)
C14—C15—C16—C17	0.6 (5)	C45—C46—C48—C49	179.7 (4)
C14—C15—C16—C18	-179.1 (3)	C46—C48—C49—C50	1.0 (6)
C13—N1—C17—C16	-0.3 (5)	C47—N8—C50—C49	1.5 (5)
Mn1—N1—C17—C16	-176.9 (2)	Mn1—N8—C50—C49	-179.7 (3)
C13—N1—C17—C28	178.3 (3)	C48—C49—C50—N8	-3.2 (6)
Mn1—N1—C17—C28	1.7 (4)	O8—C51—C52—C53	127.7 (3)
C15—C16—C17—N1	0.1 (5)	O7—C51—C52—C53	-52.4 (3)
C18—C16—C17—N1	179.8 (3)	O8—C51—C52—C57	-54.2 (3)
C15—C16—C17—C28	-178.5 (3)	O7—C51—C52—C57	125.7 (3)
C18—C16—C17—C28	1.2 (5)	C57—C52—C53—C54	0.0
C19—N2—C18—C26	1.5 (4)	C51—C52—C53—C54	178.2 (2)
C19—N2—C18—C16	179.4 (3)	C52—C53—C54—C55	0.0
C17—C16—C18—C26	0.3 (5)	C53—C54—C55—C56	0.0
C15—C16—C18—C26	180.0 (3)	C53—C54—C55—C62	-175.3 (2)
C17—C16—C18—N2	-177.4 (3)	C54—C55—C56—C57	0.0

C15—C16—C18—N2	2.3 (6)	C62—C55—C56—C57	174.4 (2)
C18—N2—C19—N3	-1.2 (4)	C54—C55—C56—C61	180.0
C18—N2—C19—C20	179.2 (3)	C62—C55—C56—C61	-5.6 (2)
C26—N3—C19—N2	0.6 (4)	C55—C56—C57—C58	180.0
C26—N3—C19—C20	-179.9 (3)	C61—C56—C57—C58	0.0
N2—C19—C20—C25	168.0 (3)	C55—C56—C57—C52	0.0
N3—C19—C20—C25	-11.5 (5)	C61—C56—C57—C52	180.0
N2—C19—C20—C21	-12.3 (5)	C53—C52—C57—C58	180.0
N3—C19—C20—C21	168.2 (3)	C51—C52—C57—C58	2.0 (2)
C25—C20—C21—C22	-0.4 (5)	C53—C52—C57—C56	0.0
C19—C20—C21—C22	179.9 (3)	C51—C52—C57—C56	-178.0 (2)
C20—C21—C22—C23	0.4 (6)	C56—C57—C58—C59	0.0
C21—C22—C23—O5	178.4 (3)	C52—C57—C58—C59	180.0
C21—C22—C23—C24	-0.2 (5)	C57—C58—C59—C60	0.0
O5—C23—C24—C25	-178.8 (3)	C58—C59—C60—C61	0.0
C22—C23—C24—C25	-0.2 (6)	C59—C60—C61—C56	0.0
C23—C24—C25—C20	0.2 (6)	C55—C56—C61—C60	180.0
C21—C20—C25—C24	0.0 (5)	C57—C56—C61—C60	0.0
C19—C20—C25—C24	179.8 (3)	C54—C55—C62—O10	-30.3 (3)
N2—C18—C26—N3	-1.1 (4)	C56—C55—C62—O10	154.9 (3)
C16—C18—C26—N3	-179.2 (3)	C54—C55—C62—O9	147.5 (3)
N2—C18—C26—C27	176.2 (3)	C56—C55—C62—O9	-27.3 (3)
C16—C18—C26—C27	-1.8 (5)		

Symmetry codes: (i)  $x, -y+1, z+1/2$ ; (ii)  $x, -y+1, z-1/2$ .

*Hydrogen-bond geometry (Å, °)*

$D-H\cdots A$	$D-H$	$H\cdots A$	$D\cdots A$	$D-H\cdots A$
O5—H5O $\cdots$ N2 <sup>iii</sup>	0.82	1.93	2.737 (4)	168
O6—H6O $\cdots$ O1W <sup>iv</sup>	0.82	1.85	2.656 (4)	168
N3—H3N $\cdots$ O2 <sup>v</sup>	0.86	1.97	2.813 (4)	166
N6—H6N $\cdots$ O9	0.86	2.00	2.728 (6)	142
N7—H7N $\cdots$ O10 <sup>vi</sup>	0.86	1.83	2.685 (6)	178
O1W—H1W2 $\cdots$ O1	0.82	1.94	2.754 (4)	173
O1W—H1W1 $\cdots$ O4 <sup>i</sup>	0.82	2.19	3.007 (6)	173

Symmetry codes: (i)  $x, -y+1, z+1/2$ ; (iii)  $-x+3/2, y-1/2, -z+1/2$ ; (iv)  $-x+1, -y+1, -z+1$ ; (v)  $-x+3/2, -y+1/2, -z+1$ ; (vi)  $-x+1, -y, -z+1$ .