

## Initial results from an in-vacuum undulator in the NSLS X-ray ring

P. M. Stefan,<sup>a\*</sup> T. Tanabe,<sup>b</sup> S. Krinsky,<sup>a</sup>  
G. Rakowsky,<sup>a</sup> L. Solomon<sup>a</sup> and H. Kitamura<sup>b</sup>

<sup>a</sup>National Synchrotron Light Source, Brookhaven National Laboratory, Upton, New York 11973-5000, USA, and

<sup>b</sup>SPring-8 Project Team, Kamigori, Ako-gun, Hyogo 678-12, Japan. E-mail: stefan@bnl.gov

(Received 4 August 1997; accepted 2 October 1997)

A short-period in-vacuum undulator for the NSLS X-ray Ring has been developed in a collaboration between SPring-8 and the NSLS, and has achieved its project design goals during commissioning studies. The device is called IVUN (in-vacuum undulator) and employs magnet arrays (31 periods, with an 11 mm period) developed at SPring-8, while the requisite vacuum chamber and mechanical systems were developed at the NSLS. At a magnet gap of 3.3 mm, IVUN produces 4.6 keV radiation in the fundamental, with useful photon fluxes in both the second and third harmonics. The magnet gap is adjustable between 2 and 10 mm. A brief overview of IVUN is presented, together with initial commissioning results: the dependence of electron-beam lifetime and *bremsstrahlung* on magnet gap, and the output radiation spectrum.

**Keywords:** undulators; short periods; in-vacuum; small gaps.

### 1. Introduction

The development of a short-period in-vacuum undulator for the NSLS X-ray Ring is a logical extension of our interest in small-gap short-period devices. One goal has been to produce hard X-rays from an undulator insertion device in the 2.584 GeV NSLS X-ray Ring. The basic undulator equations dictate that the device has a short period. To generate significant photon fluxes from such an undulator, the magnet gap must be smaller than the undulator period, so a small magnet gap is also needed.

Our present device was built in a collaboration between SPring-8 and the NSLS. The device is called IVUN (in-vacuum undulator) and consists of magnet arrays developed at SPring-8, and vacuum chamber and mechanical systems developed at the NSLS. The design goal is a 3 mm aperture for the stored beam, with a corresponding magnet gap of 3.3 mm, 4.6 keV photon output in the fundamental, and usable flux in both the second and third harmonics.

### 2. Description of IVUN

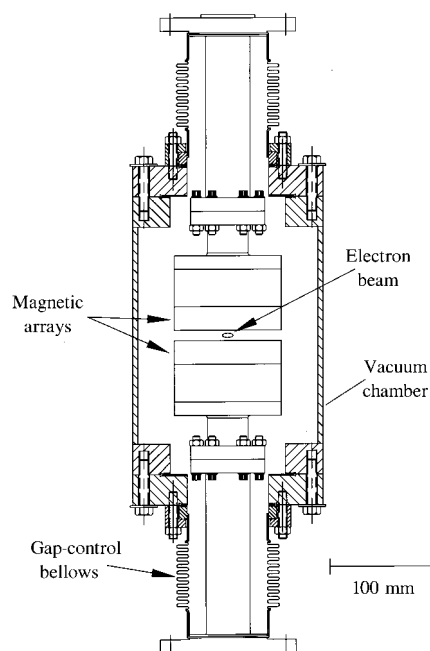
Two primary requirements shaped the basic conceptual design of IVUN. First, convenient and accurate relative alignment of the magnet arrays, using standard optical survey techniques, must be possible. Second, the arrays must be effectively water-cooled, to remove the heat generated by beam impedance effects (Bane & Krinsky, 1993) and by the possible interception of synchrotron radiation from the upstream bending magnet. The resulting

conceptual design is illustrated in Fig. 1. Magnet arrays are bolted to support beams, which are attached to single tubular columns within a rectangular vacuum tank. Bellows on the vacuum tank permit a drive system (located outside the vacuum) to control the magnet gap. The drive system can open the magnet gap to over 260 mm, permitting installation or removal of the central vacuum chamber. This enables convenient alignment of the magnet arrays. For cooling, the support beams are made of Al alloys, and are equipped with internally machined water-cooling channels. The cooling lines pass through the open centers of the tubular columns.

The IVUN undulator magnet arrays are constructed with an 11 mm period, and contain 31 periods. A four-block pure-permanent-magnet structure is used, with a recently developed high-temperature NdFeB magnet material which permits *in situ* bake-out to 398 K. The blocks are coated with TiN to enhance ultra-high vacuum compatibility. Ni strips, 50 mm wide and 100 µm thick, cover the magnet arrays and maintain electrical continuity over the arrays. For additional details about the magnet arrays, see the paper by Tanabe & Kitamura (1998).

### 3. Installation and commissioning results

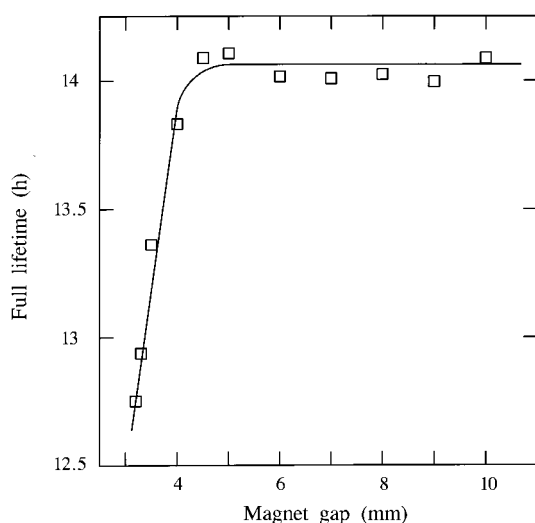
IVUN was installed at the center of the X13 R&D straight section of the NSLS X-ray Storage Ring in May 1997, where it replaced the Prototype Small-Gap Undulator (PSGU) device (Stefan & Krinsky, 1996; Stefan *et al.*, 1991, 1995, 1996). For initial conditioning of IVUN, the magnet gap was left at 10 mm. The X-ray Ring presently runs for normal operations at a beam energy of 2.584 GeV and a maximum stored current of 350 mA. The pressure in IVUN, at a stored current of 330 mA, was 7.1 nTorr after about 10 A h of conditioning, and decreased to 1.1 nTorr after about 230 A h.



**Figure 1**

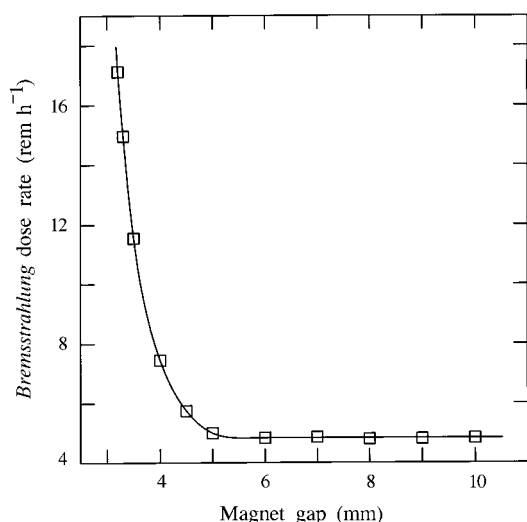
The basic IVUN conceptual design. Magnet arrays are bolted to water-cooled Al bars, which are supported on single tubular columns within a rectangular vacuum tank. Bellows on the vacuum tank permit an external drive system to control the magnet gap.

During studies, IVUN has operated with magnet gaps between 10 and 3.2 mm. As the IVUN magnet gap is decreased from 10 mm, the stored-beam lifetime is at first unaffected, but at smaller gaps the lifetime decreases. This is illustrated in the data presented in Fig. 2. The solid curve is a guide for the eye. Note that the beam lifetime is essentially constant from 10 to 4.5 mm, but then decreases. Even at the 3.2 mm gap, however, the lifetime has only decreased from 14 h to about 12.7 h, which corresponds to a partial lifetime contribution of over 100 h. The lifetime decrease illustrated in Fig. 2 is likely due to glancing collisions of electrons from the outermost tails of the stored-beam vertical distribution with the IVUN magnet arrays. This conjecture is supported by simultaneous measurements of the *bremstrahlung* dose rate, using a detector located in the X13 beamline experi-



**Figure 2**

The NSLS X-ray Ring beam lifetime as a function of the IVUN magnet gap (average stored current 270 mA). The electron beam aperture is 0.3 mm less than the magnet gap.

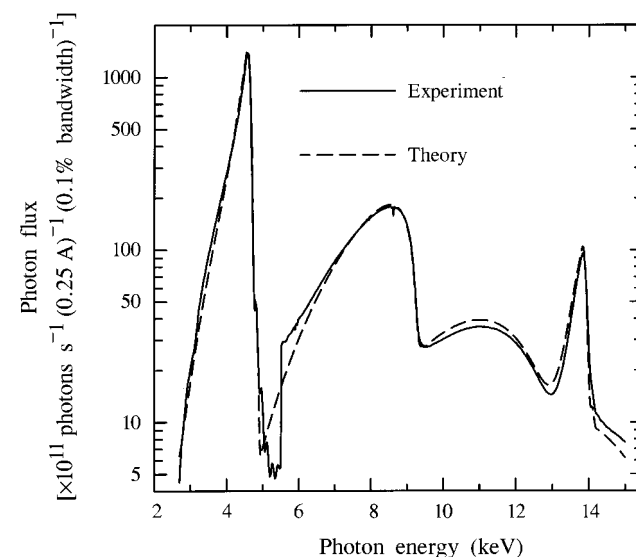


**Figure 3**

The *bremstrahlung* dose rate from the X13 straight section as a function of the IVUN magnet gap. The constant rate seen for magnet gaps between 10 and 5 mm is due to electron collisions with residual gas molecules in the straight section.

mental hutch. These data are presented in Fig. 3. The solid curve in the figure is again a guide for the eye. The dose rate reported assumes a *bremstrahlung* beam dimension of 15 mm vertical and 20 mm horizontal at the detector location, 27 m from the IVUN source. The constant dose rate of about 5 rem h<sup>-1</sup> (for magnet gaps between 10 and 5 mm) is due to the interaction of the stored electron beam with residual gas molecules in the 11.31 m long straight section. The noise level in these measurements is less than that in the lifetime measurements, and suggests that electrons begin to be intercepted on the IVUN arrays for magnet gaps less than 5 mm. This result is consistent with similar measurements conducted with the PSGU (Stefan & Krinsky, 1996).

The photon spectrum emitted by IVUN was measured in the X13 beamline hutch using a single-crystal spectrometer (the same system used for PSGU measurements) (Stefan *et al.*, 1995). The entrance slit was located about 25.3 m from IVUN, and was 1 mm high and 40 mm wide. A controlled atmosphere of either N<sub>2</sub> or He surrounded the entire spectrometer. This atmosphere served as a filter/transport gas and as the detector gas for the open ion chamber. He gas is useful for photon energies below about 6 keV, while N<sub>2</sub> is useful above about 4 keV. A spectrum collected at an IVUN gap of 3.31 mm is presented in Fig. 4. The three highest peaks are the fundamental (at about 4.6 keV), the second harmonic (which has a maximum at 8.67 keV) and the third harmonic (at about 13.8 keV), respectively. The discontinuity seen at 5.5 keV is the splice point between the spectrum taken with He (lower energies) and that taken with N<sub>2</sub> (higher energies). The raw data is processed without adjustable parameters. Corrections are applied for X-ray attenuation by the 254 μm-thick Be window and the transport column of gas, and for the energy-dependent detection efficiency of the ion chamber. The bandwidth of the Si(111) crystal is accounted for as a simple multiplicative factor. The theory curve is obtained using the *URGENT* code (Walker & Diviacco, 1992), for which the input parameters are (i) the basic undulator dimensions, (ii) the deflection parameter, *K*, (iii) the storage-ring beam energy,



**Figure 4**

The photon spectrum emitted by IVUN at a magnet gap of 3.31 mm. The theory curve was obtained using the *URGENT* code (Walker & Diviacco, 1992).

current and emittances, and (iv) the location and size of the spectrometer entrance slit. The agreement between experiment and theory is good. Even the intensity of the third harmonic is only slightly below the theory value. The brightness at the peak of the fundamental at 4.6 keV is  $3 \times 10^{17}$  photons  $\text{s}^{-1}$   $(0.25 \text{ A})^{-1} \text{ mm}^{-2} \text{ mrad}^{-2} (0.1\% \text{ bandwidth})^{-1}$ .

#### 4. Conclusion

The NSLS/SPring-8 in-vacuum short-period undulator, IVUN, has been successfully operated in the NSLS X-ray Storage Ring in the X13 R&D straight section. IVUN operation is compatible with normal ring operations at the design magnet gap of 3.3 mm. Lifetime degradation is small and tolerable. The performance of IVUN, as measured by the photon output spectrum, agrees with theory.

#### References

- Bane, K. & Krinsky, S. (1993). *Proceedings of the 1993 Particle Accelerator Conference*, Washington, DC, USA, pp. 3375–3377. New York: The Institute of Electrical and Electronics Engineers.
- Stefan, P. M. & Krinsky, S. (1996). *Rev. Sci. Instrum.* **67**(9), 3346. (Full text on CD ROM only.)
- Stefan, P. M., Krinsky, S., Rakowsky, G. & Solomon, L. (1995). *The Art and Science of Magnet Design*, LBL PUB-754, pp. 161–173. LBL, Berkeley, CA, USA.
- Stefan, P. M., Krinsky, S., Rakowsky, G. & Solomon, L. (1996). *Proceedings of the 1995 Particle Accelerator Conference*, Dallas, TX, USA, pp. 2435–2437. New York: The Institute of Electrical and Electronics Engineers.
- Stefan, P. M., Solomon, L., Krinsky, S. & Rakowsky, G. (1991). *Proceedings of the 1991 Particle Accelerator Conference*, San Francisco, CA, USA, pp. 1096–1098. New York: The Institute of Electrical and Electronics Engineers.
- Tanabe, T. & Kitamura, H. (1998). *J. Synchrotron Rad.* **5**, 475–477.
- Walker, R. P. & Diviacco, B. (1992). *Rev. Sci. Instrum.* **63**(1), 392–395.